


Allentown GHG Inventory 2020

Hannah Chiesa, student intern

A dark blue diagonal graphic that starts from the bottom left corner and extends towards the top right corner, covering the lower half of the page.

Background Information

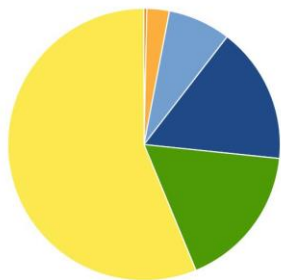
- Program run with ICLEI through the PA DEP
- Data was collected from a 2018 base year
- Based off the requirements for the U.S Community Protocol for Accounting and Reporting Greenhouse Gas Emissions, we collected data for:
 - Residential Energy
 - Industrial Energy
 - Commercial Energy
 - Transportation and Mobile Sources
 - Solid Waste
 - Water and Wastewater
- Data Collection and Input into Clearpath

Methodology

- Attended 7 training sessions conducted by ICLEI
- Sent out data requests to utilities and collected publicly available data
 - Done through the use of predrafted questionnaires prepared by ICLEI and public information ICLEI directed us to use
- Completed calculations and Input data into ICLEI's provided master data workbook
- Additionally input the data into Clearpath to run emission calculations
- Submitted all materials to ICLEI for review and finalization
- What's next: Climate action inventory

Overall Emissions

CO₂e By Category



Water & Wastewater Solid Waste Industrial Energy
Residential Energy Commercial Energy Transportation & Mobile Sources

- Transportation and other Mobile Sources:
1,350,888 metric tons CO₂e
- Commercial Energy: 411,503 metric tons CO₂e
- Residential Energy: 388,977 metric tons CO₂e
- Industrial Energy: 179,079 metric tons CO₂e
- Solid Waste: 64,245 metric tons CO₂e
- Water and Wastewater: 7,877 metric tons CO₂e

Category Sources

- Transportation: PennDot
- Off-Road Data: EPA National Emissions Inventory
- Electricity: PPL
- Natural Gas: UGI
- Non-Utility Fuels: United States Census Data- American Community Survey
- Water and Wastewater: Lehigh County Authority
- Solid Waste Data: Allentown Bureau of Recycling and Solid Waste

Transportation and Mobile Sources

PennDot Motorcycle: 7,396 metric tons CO₂e

PennDot Light Truck: 218,187 metric tons CO₂e

PennDot Heavy Truck: 357,168 metric tons CO₂e

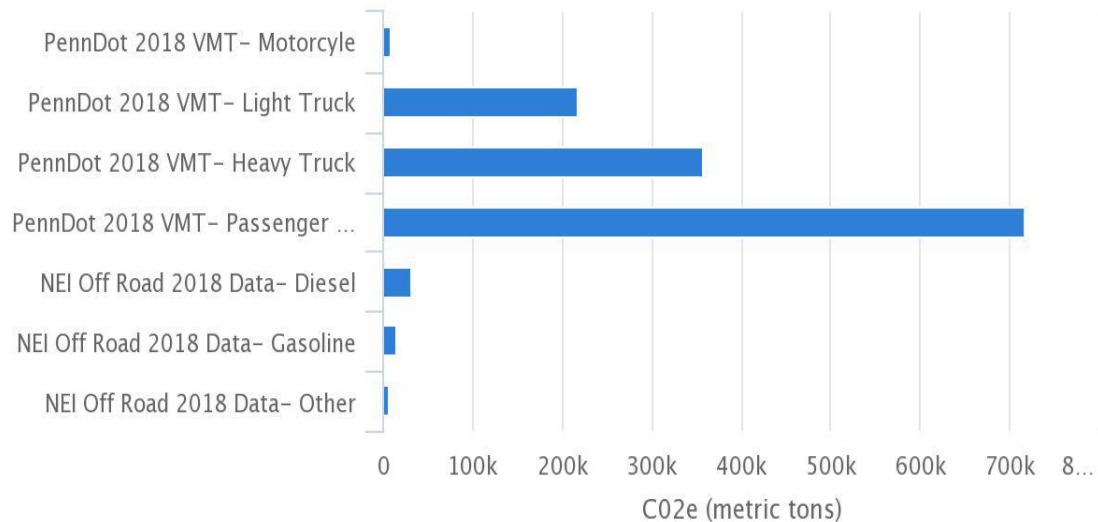
PennDot Passenger Vehicle: 716,020 metric tons CO₂e

NEI Diesel: 30,755 metric tons CO₂e

NEI Gasoline: 15,474 metric tons CO₂e

NEI Other: 5,888 metric tons CO₂e

CO₂e By Record

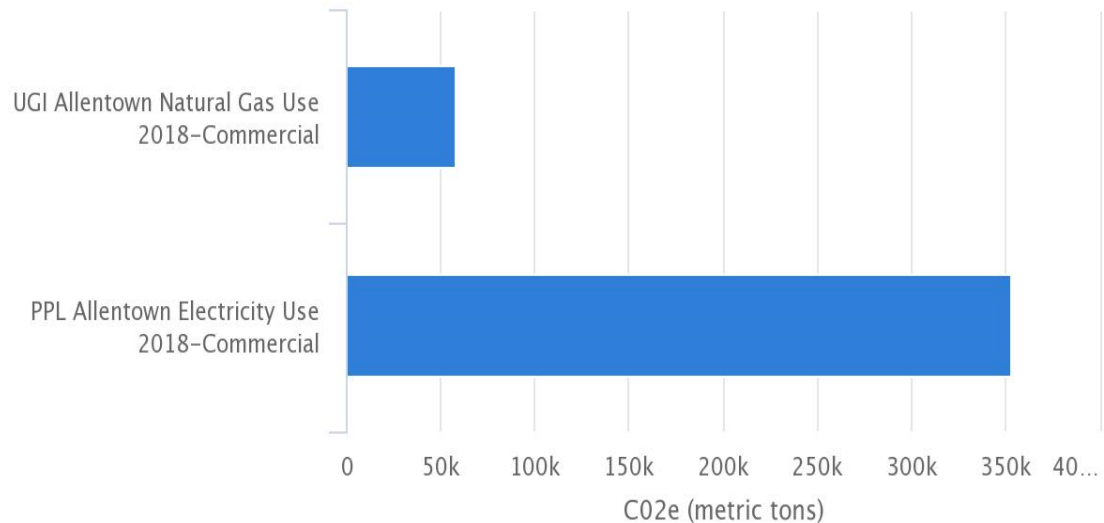


Commercial Energy

UGI Natural Gas: 58,336 metric tons CO₂e

PPL Electricity: 353,167 metric tons CO₂e

CO₂e By Record



Residential Energy

Non-Utility Fuel Propane: 2,180 metric tons CO₂e

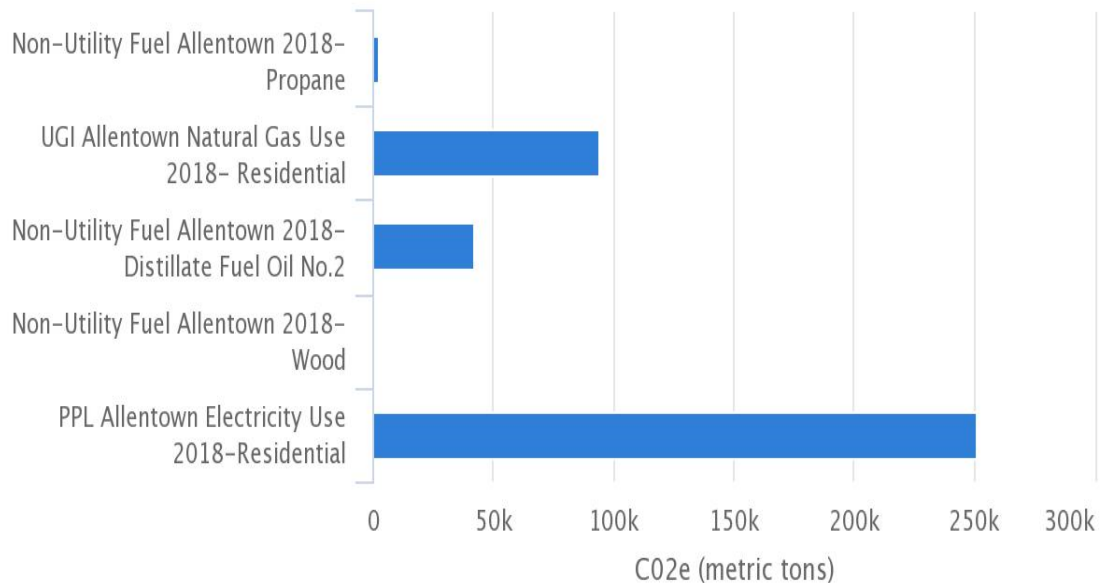
UGI Natural Gas: 94,034 metric tons CO₂e

Non-Utility Fuel Oil No.2: 41,977 metric tons CO₂e

Non-Utility Fuel Wood: 120 metric tons CO₂e

PPL Electricity: 250,666 metric tons CO₂e

CO₂e By Record



Industrial Energy

UGI Natural Gas: 49,816 metric tons CO2e

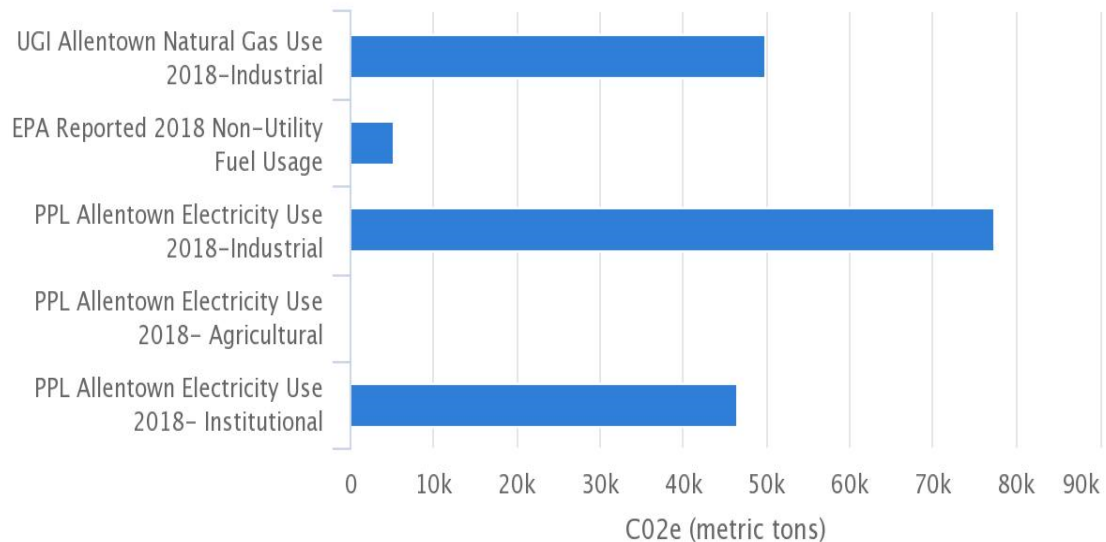
EPA Non-Utility Fuel: 5,153 metric tons CO2e

PPL Electricity Industrial: 77,294 metric tons CO2e

PPL Electricity Agricultural: 296 metric tons CO2e

PPL Electricity Institutional: 46,520 metric tons CO2e

CO2e By Record

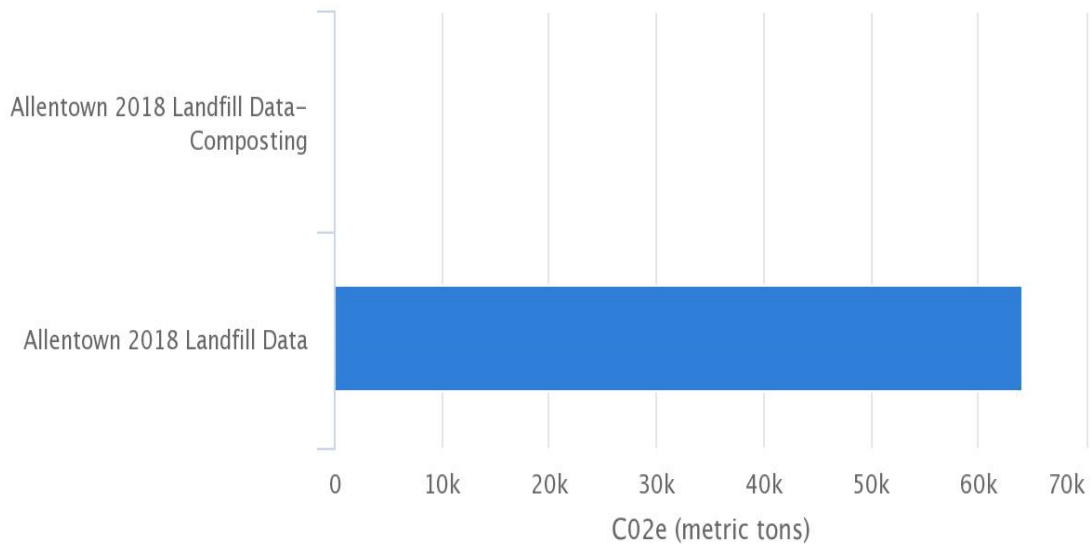


Solid Waste

Composting: 162 metric tons CO₂e

Landfill: 64,092 metric tons CO₂e

CO₂e By Record



Water and Wastewater

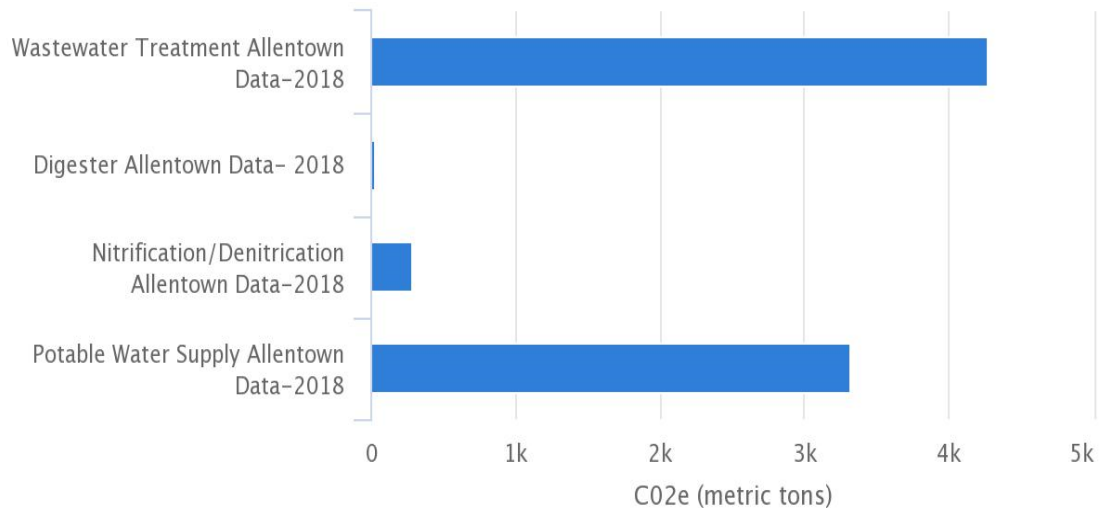
Wastewater: 4,262 metric tons CO₂e

Digester: 21 metric tons CO₂e

Nitrification/Denitrification: 282 metric tons CO₂e

Potable Water: 3,312 metric tons CO₂e

CO₂e By Record



Any Questions?

