



KMA DESIGN

Innovative Design For Exceptional Spaces

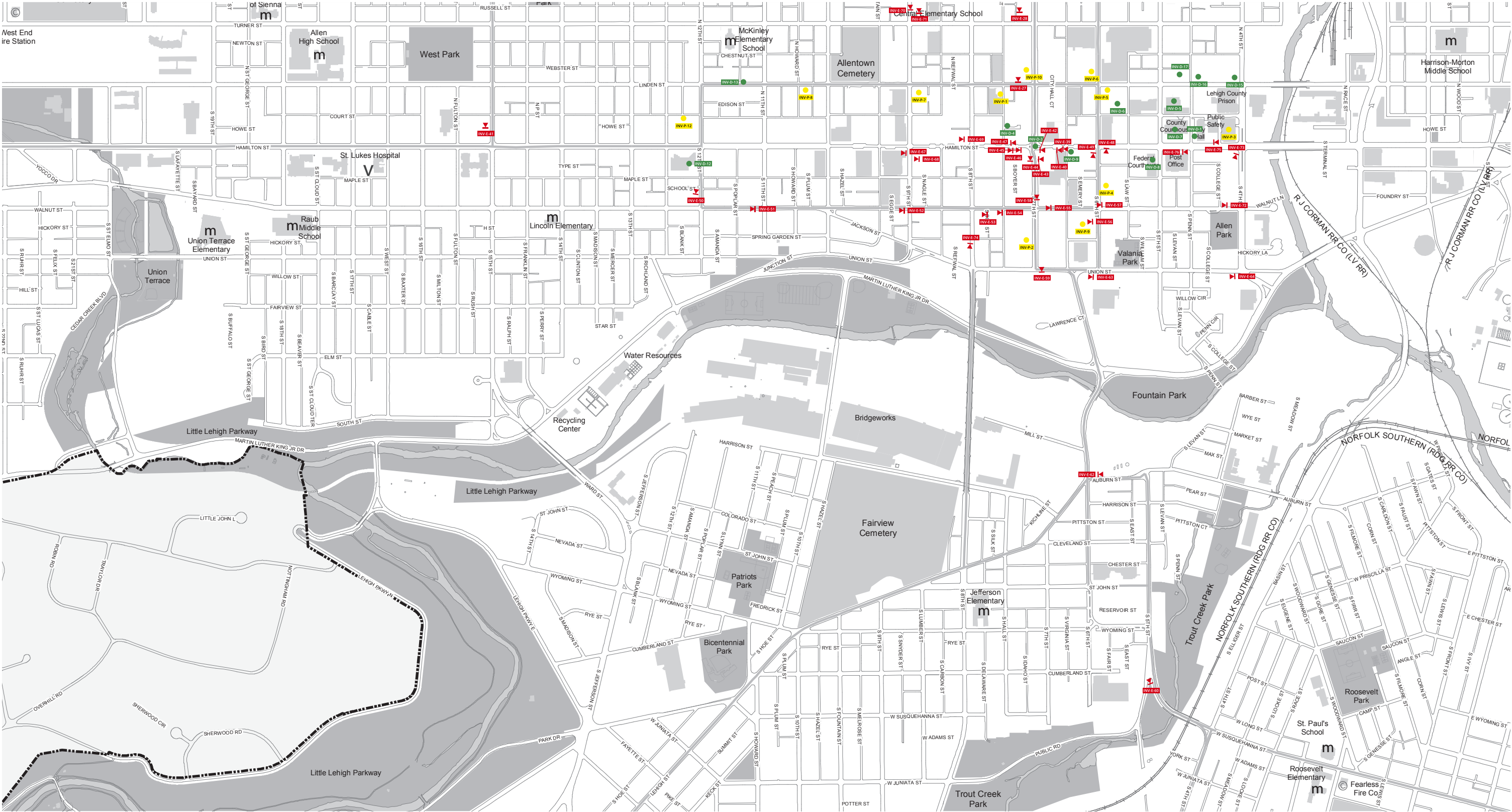
05-08-2023


Allentown


2112.01 /// Exterior Wayfinding

INVENTORY

INVENTORY



Project/State	Sign Details	Photos
City Wayfinding > Inventory	INV-E-76	

Project/State	Sign Details	Photos
City Wayfinding > Inventory	INV-D-1 Name City Hall Address 435 Hamilton Street	

DESTINATIONS

Primary

- Allentown Fairgrounds
- Archer Music Hall
- Arts District
 - Allentown Arts Museum
 - Arts Park
 - Baum School of Art
 - Miller Symphony Hall
- Center City (Downtown)
- Coca-Cola Park
- Da Vinci Science Center(New)
- Government District
 - City Hall
 - Lehigh County Courthouse
 - Police Department
 - U.S. Federal Courthouse
- J. Birney Crum Stadium
- PPL Center
- Waterfront District
- West End Theatre District
 - Civic Theater

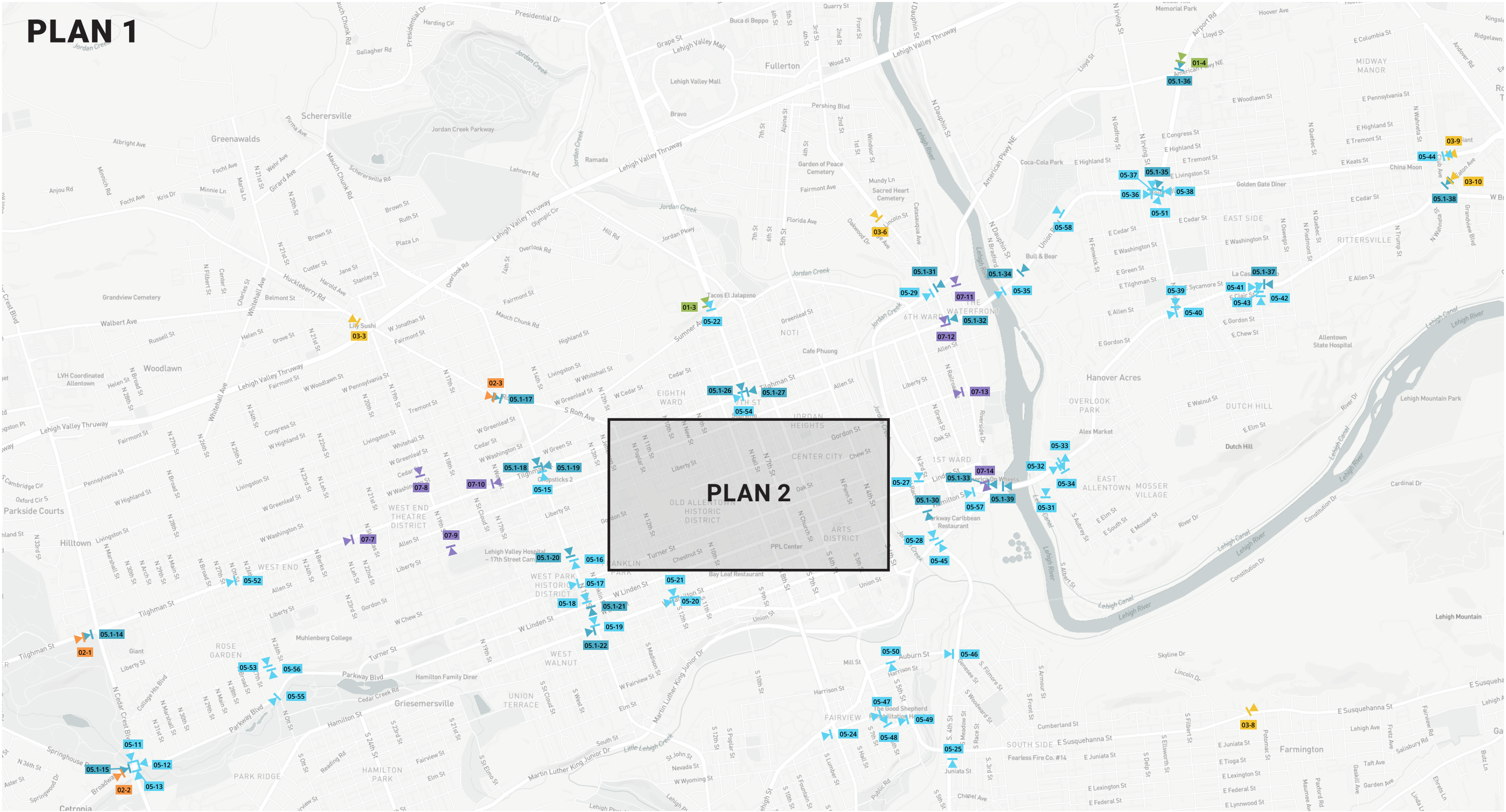
Secondary

Allentown Public Library
 Allentown Transportation Center
 Arts Walk
 Central Catholic High School
 Cedar Crest College
 Da Vinci Science Center (Old)
 Lehigh Carbon Community College
 Louis E. Dieruff High School
 Muhlenberg College
 William Allen High School

Tertiary

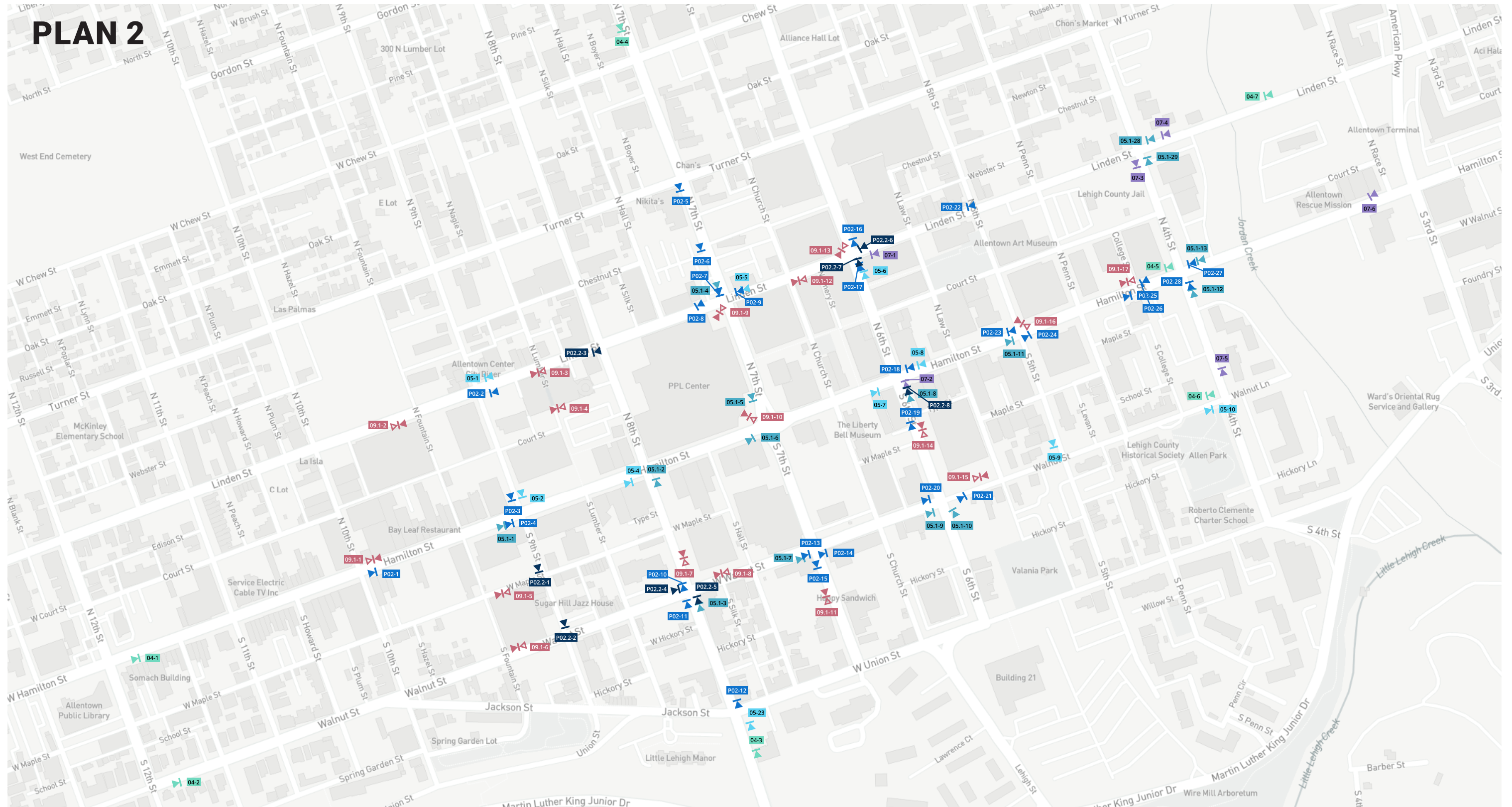
Allentown Municipal Golf Course
 Allentown Queen City Municipal Airport (CHM)
 Allentown Rose Gardens
 America on Wheels Museum
 Cedar Beach Park
 D & L Trailhead
 East Side Youth Center
 Lehigh County Jail
 Lehigh Valley Heritage Museum
 Lehigh Parkway
 Trexler Park
 West Park

LOCATION PLANS



LOCATION PLANS

PLAN 2



SIGN TYPES / DETAILS

Project: **City of Allentown**
Wayfinding and Signage

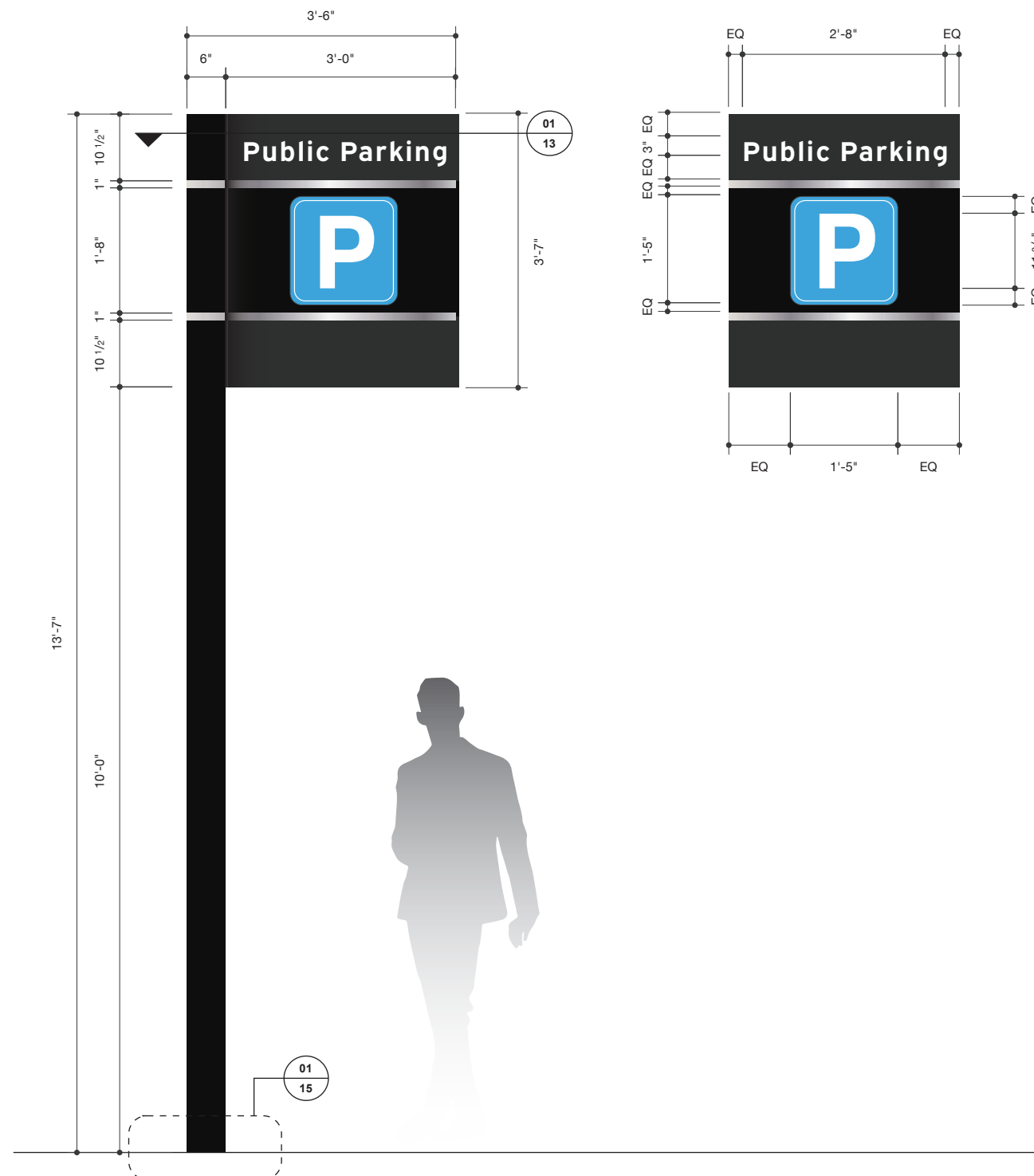
Address: 435 Hamilton St. Allentown, PA, 18101

Project Number: 2112.01

Date: 03-31-2023

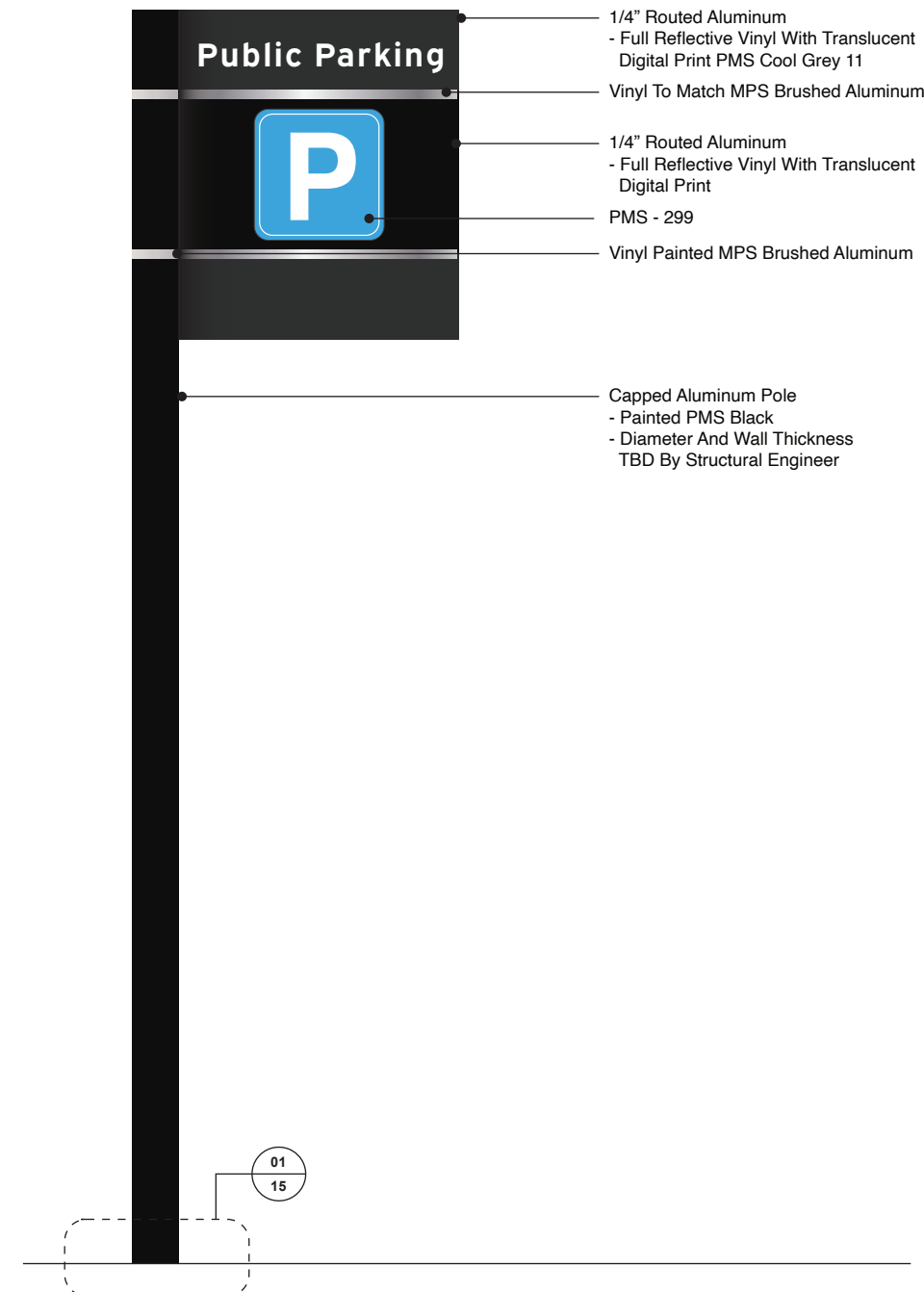
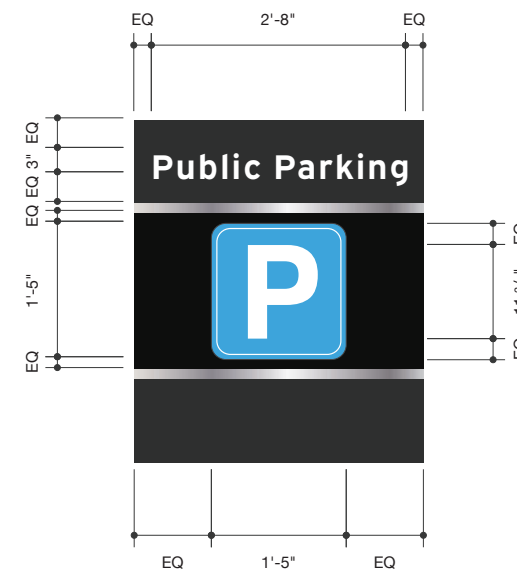
Project Manager: Barbara Martin

Issued for: Construction Documents



01 P01 - Parking Identification

Scale - 1/2" = 1' 0"



02 P01 - Parking Identification

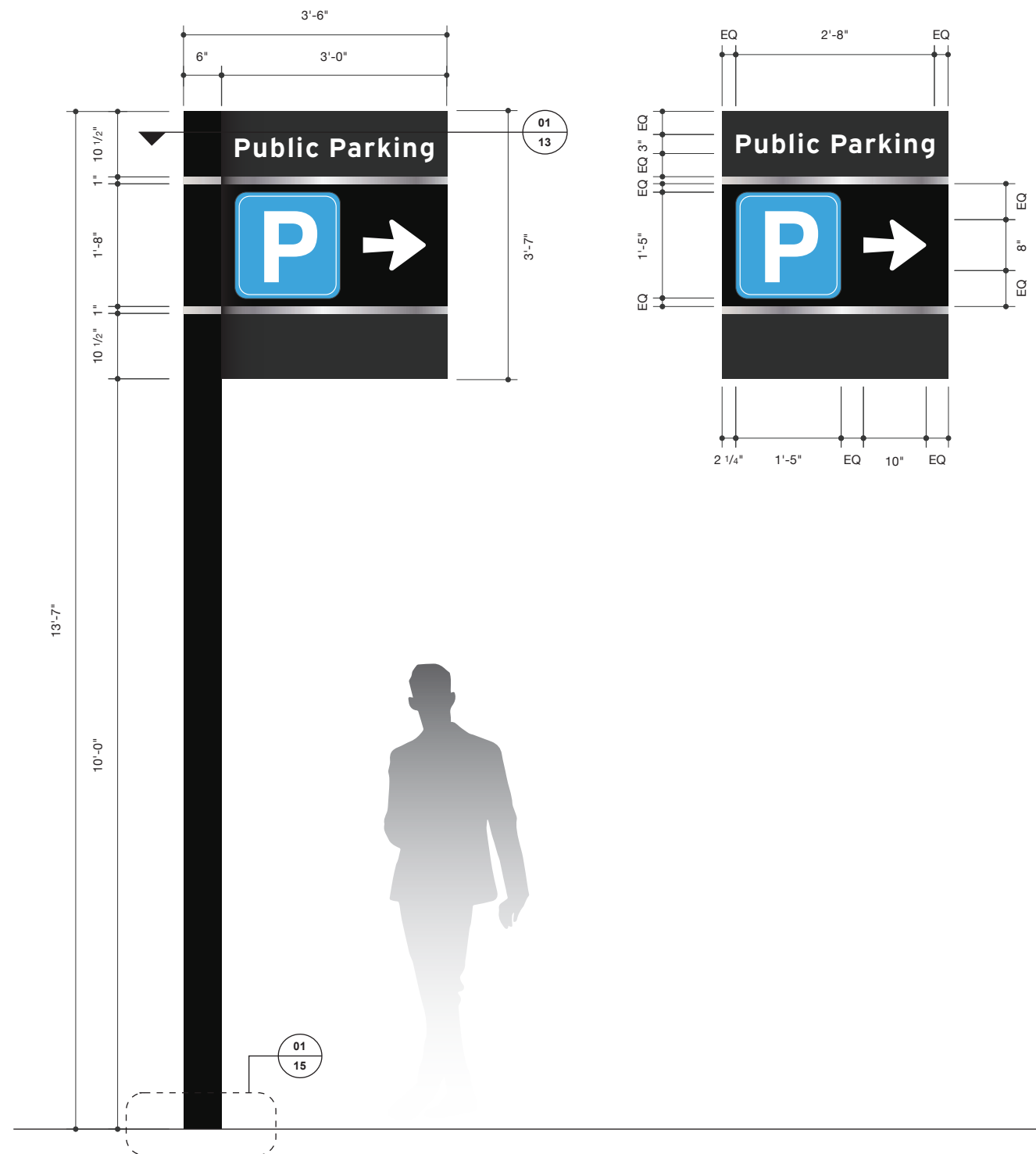
Scale - 1/2" = 1' 0"

No part of this document may be reproduced or utilized in any form, without prior written authorization by Kerestes-Martin Associates, Inc. (DBA, KMA Design)

These drawings are meant for **DESIGN INTENT ONLY** and are not for construction. Contractor shall verify and be responsible for all dimensions and conditions of the job. Contractor shall be familiar with the site and conditions it presents. KMA must be notified of any variations from the dimensions and conditions shown on this drawing. Shop drawings and details must be submitted for approval prior to proceeding with fabrication. All copy shall be proofread by client and legal requirements checked by legal department.

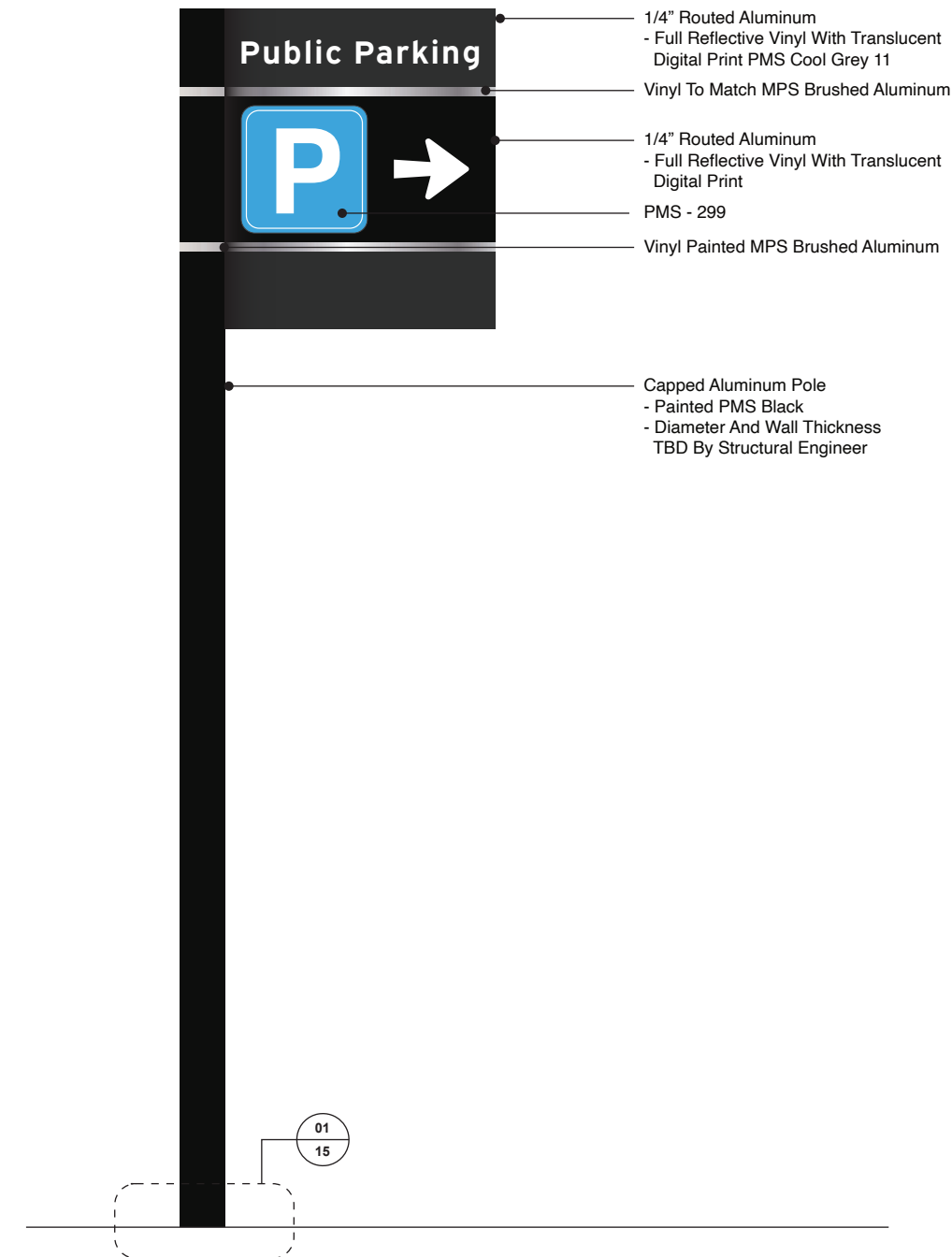
Sheet:

Project:	City of Allentown Wayfinding and Signage
Address:	435 Hamilton St. Allentown, PA, 18101
Project Number:	2112.01
Date:	03-31-2023
Project Manager:	Barbara Martin
Issued for:	Construction Documents



01 P02 - Parking Directional
Elevation

Scale - 1/2" = 1' 0"



02 P02 - Parking Directional
Elevation / Materials

Scale - 1/2" = 1' 0"

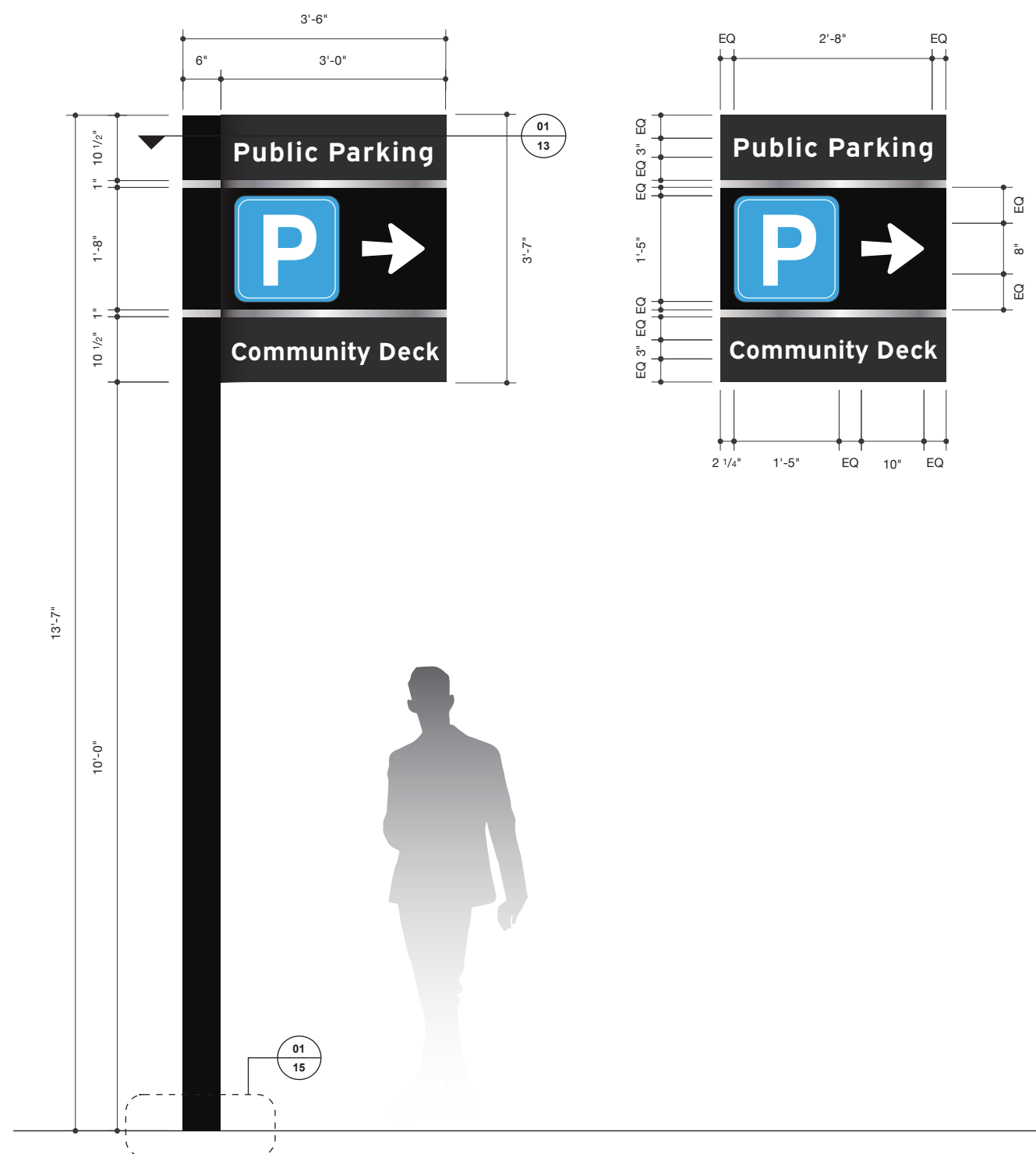
© KMA Design, All Rights Reserved. | www.thekmagroup.com | 1276 McEwen Avenue Canonsburg PA 15317 - 724-263-9804

No part of this document may be reproduced or utilized in any form, without prior written authorization by Kerestes-Martin Associates, Inc. (DBA, KMA Design)

These drawings are meant for **DESIGN INTENT ONLY** and are not for construction. Contractor shall verify and be responsible for all dimensions and conditions of the job. Contractor shall be familiar with the site and conditions it presents. KMA must be notified of any variations from the dimensions and conditions shown on this drawing. Shop drawings and details must be submitted for approval prior to proceeding with fabrication. All copy shall be proofread by client and legal requirements checked by legal department.

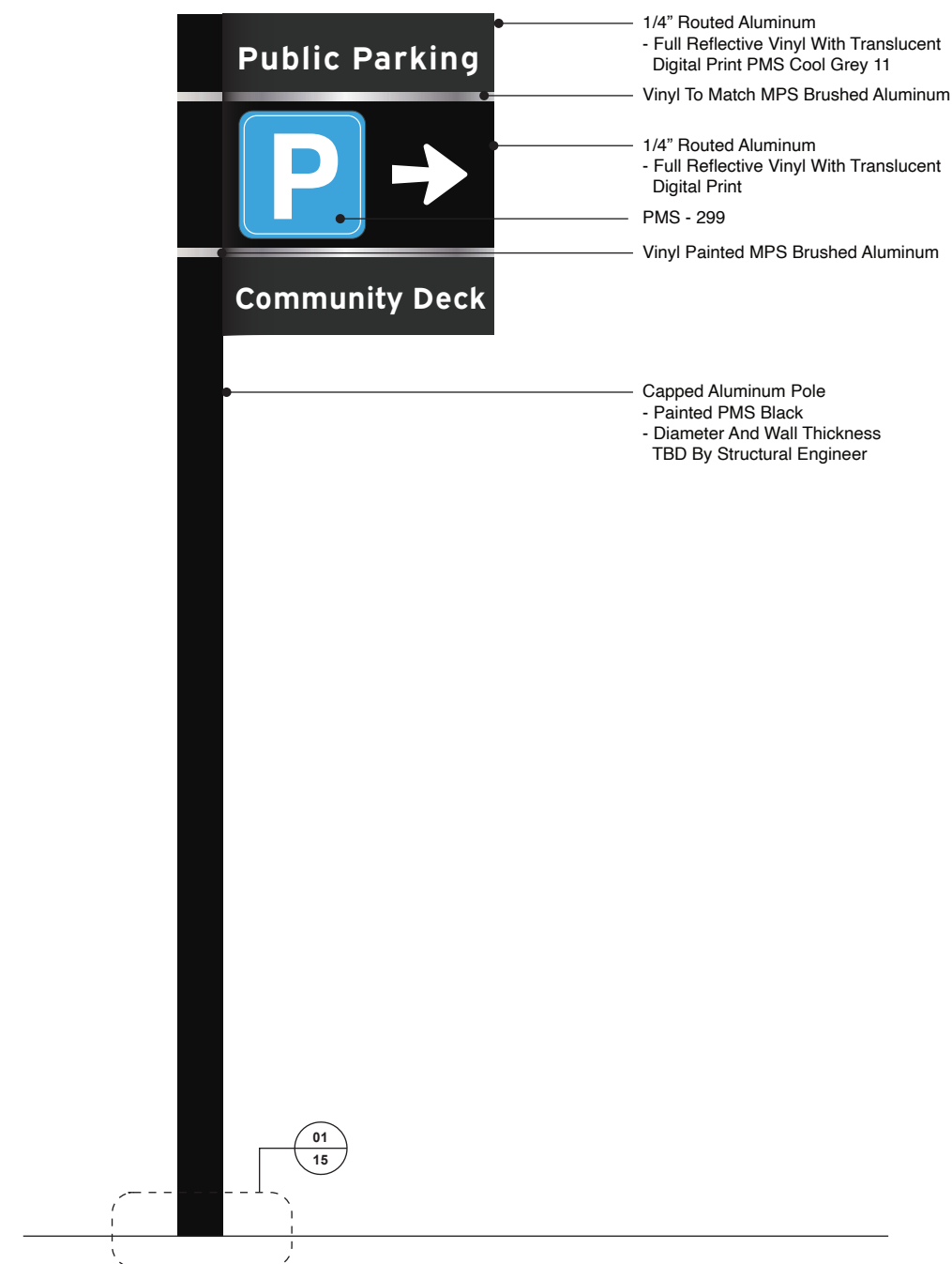
Sheet:

Project:	City of Allentown Wayfinding and Signage
Address:	435 Hamilton St. Allentown, PA, 18101
Project Number:	2112.01
Date:	03-31-2023
Project Manager:	Barbara Martin
Issued for:	Construction Documents



01 P02.1 - Parking Directional With Destination Elevation

Scale - 1/2" = 1' 0"



02 P02.1 - Parking Directional With Destination Elevation / Materials

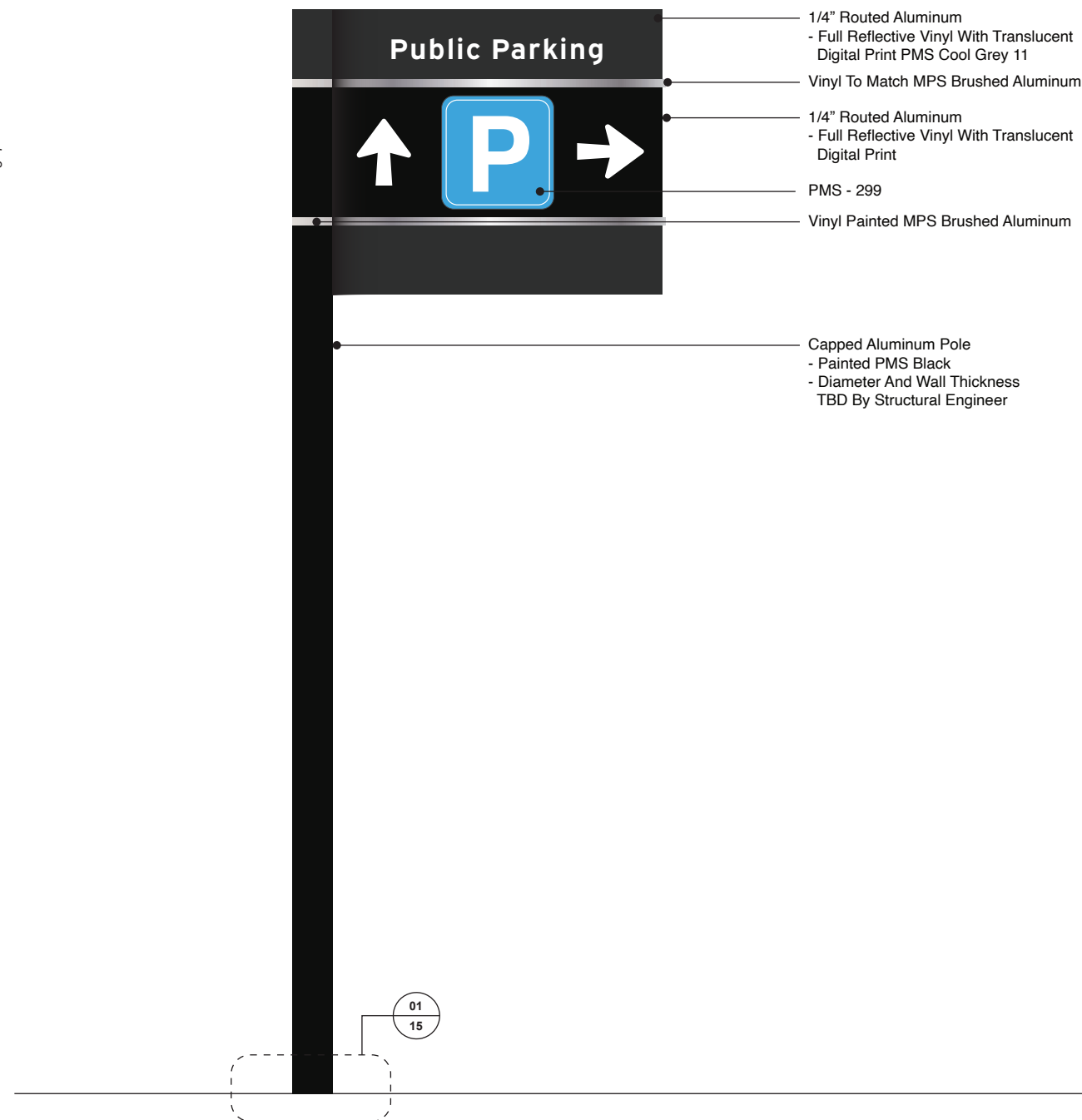
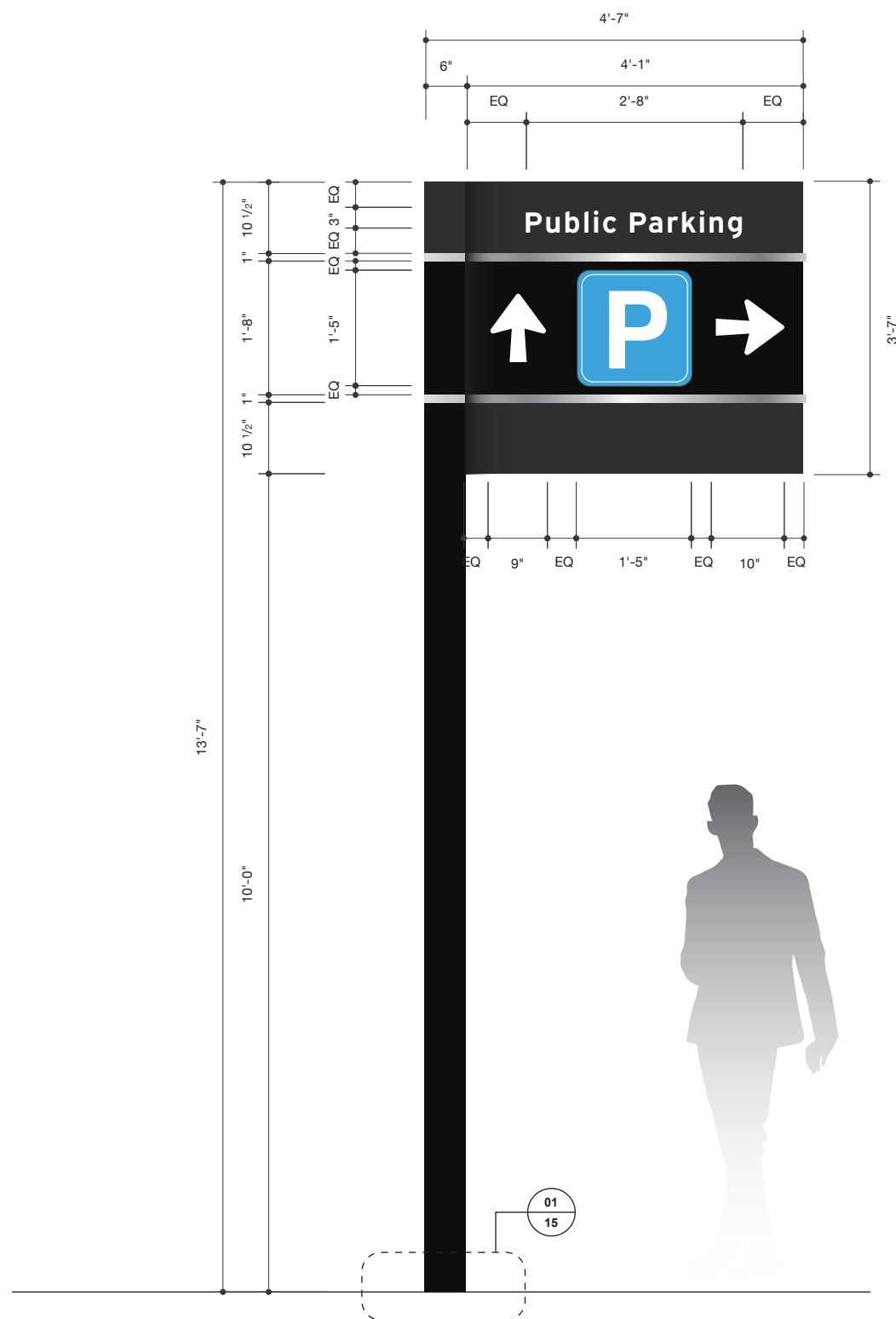
Scale - 1/2" = 1' 0"

No part of this document may be reproduced or utilized in any form, without prior written authorization by Kerestes-Martin Associates, Inc. (DBA, KMA Design)

These drawings are meant for **DESIGN INTENT ONLY** and are not for construction. Contractor shall verify and be responsible for all dimensions and conditions of the job. Contractor shall be familiar with the site and conditions it presents. KMA must be notified of any variations from the dimensions and conditions shown on this drawing. Shop drawings and details must be submitted for approval prior to proceeding with fabrication. All copy shall be proofread by client and legal requirements checked by legal department.

Sheet:

Project:	City of Allentown Wayfinding and Signage
Address:	435 Hamilton St. Allentown, PA, 18101
Project Number:	2112.01
Date:	03-31-2023
Project Manager:	Barbara Martin
Issued for:	Construction Documents



01 P02.2 - Parking Directional Elevation

Scale - 1/2" = 1' 0"

02 P02.2 - Parking Directional Elevation / Materials

Scale - 1/2" = 1' 0"

Tech Global Inc. - 46 Inch Touch Monitor - SKU: #BKT461 - Or Equal

24/7 Reliability

Ultra Fast Precision Touch Response (PCT)

10 Point Multi-Touch (Finger, Capacitive Stylus, Nitrile / Latex / Vinyl Gloves)

Touch Operation Virtually Unaffected by Contaminants with Anti-Fingerprint Technology

USB HID Compliant & Driver Free Installation

Commercial Grade LCD Panel

Anti-Vandal Chemically Strengthened and Sealed Glass Surface

3 Year Extended Warranty

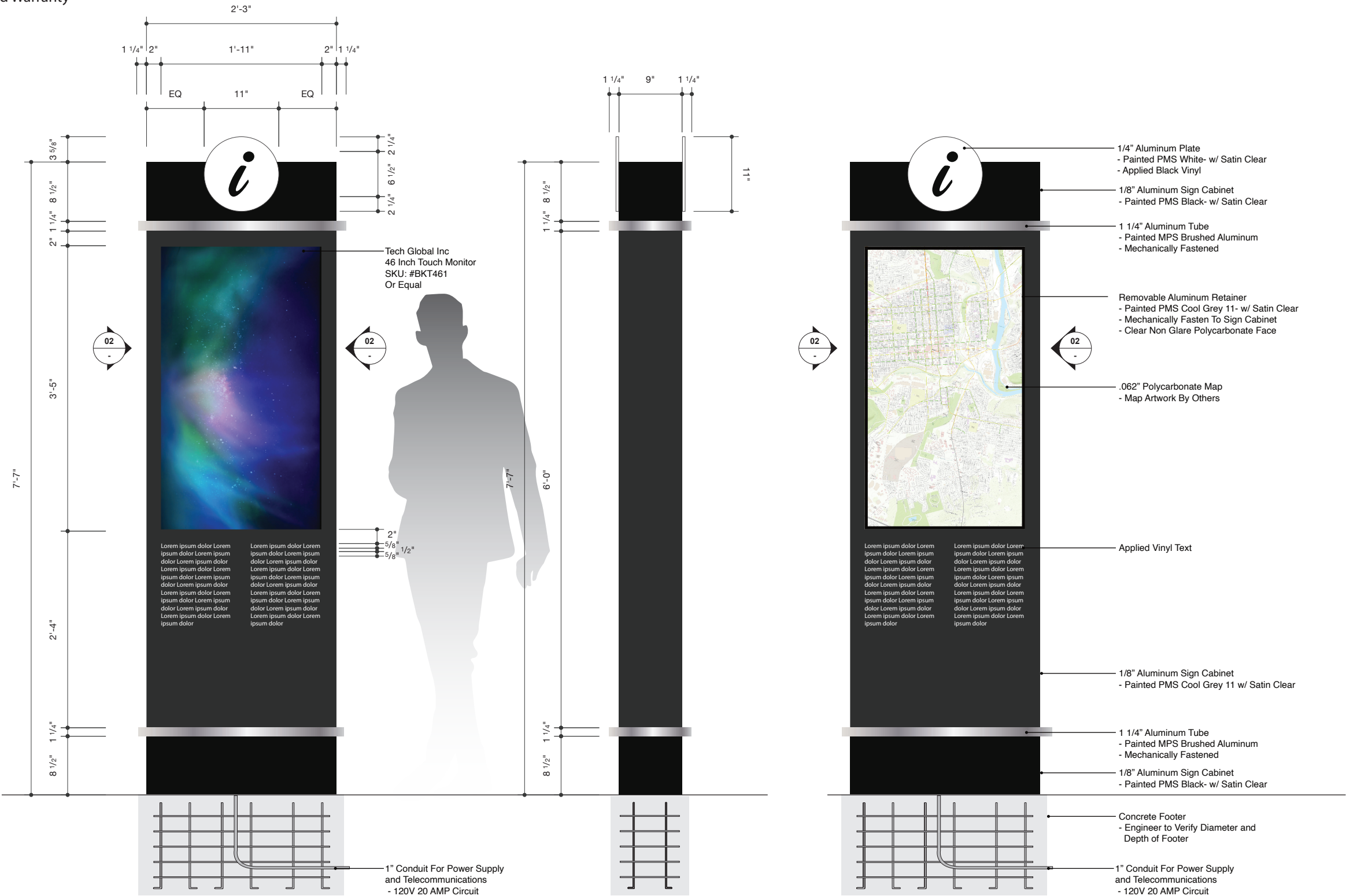
Project:	City of Allentown Wayfinding and Signage
Address:	435 Hamilton St. Allentown, PA, 18101
Project Number:	2112.01
Date:	03-31-2023
Project Manager:	Barbara Martin
Issued for:	Construction Documents

ST 09 and 09.1 Quantities And Locations TBD By The City Of Allentown

Content And Maps To Be Provided By The City Of Allentown

No part of this document may be reproduced or utilized in any form, without prior written authorization by Kerestes-Martin Associates, Inc. (DBA, KMA Design)

These drawings are meant for **DESIGN INTENT ONLY** and are not for construction. Contractor shall verify and be responsible for all dimensions and conditions of the job. Contractor shall be familiar with the site and conditions it presents. KMA must be notified of any variations from the dimensions and conditions shown on this drawing. Shop drawings and details must be submitted for approval prior to proceeding with fabrication. All copy shall be proofread by client and legal requirements checked by legal department.



Project:

City of Allentown
Wayfinding and Signage

Address:

435 Hamilton St. Allentown, PA, 18101

Project Number:

2112.01

Date:

03-31-2023

Project Manager:

Barbara Martin

Issued for:

Construction Documents

Note:
Districts Are Color Coded Refer To
Message Schedule For Layout

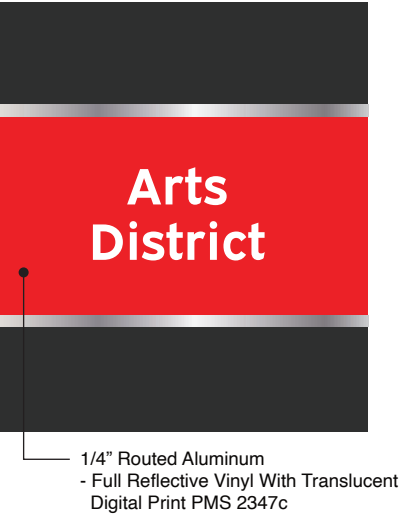
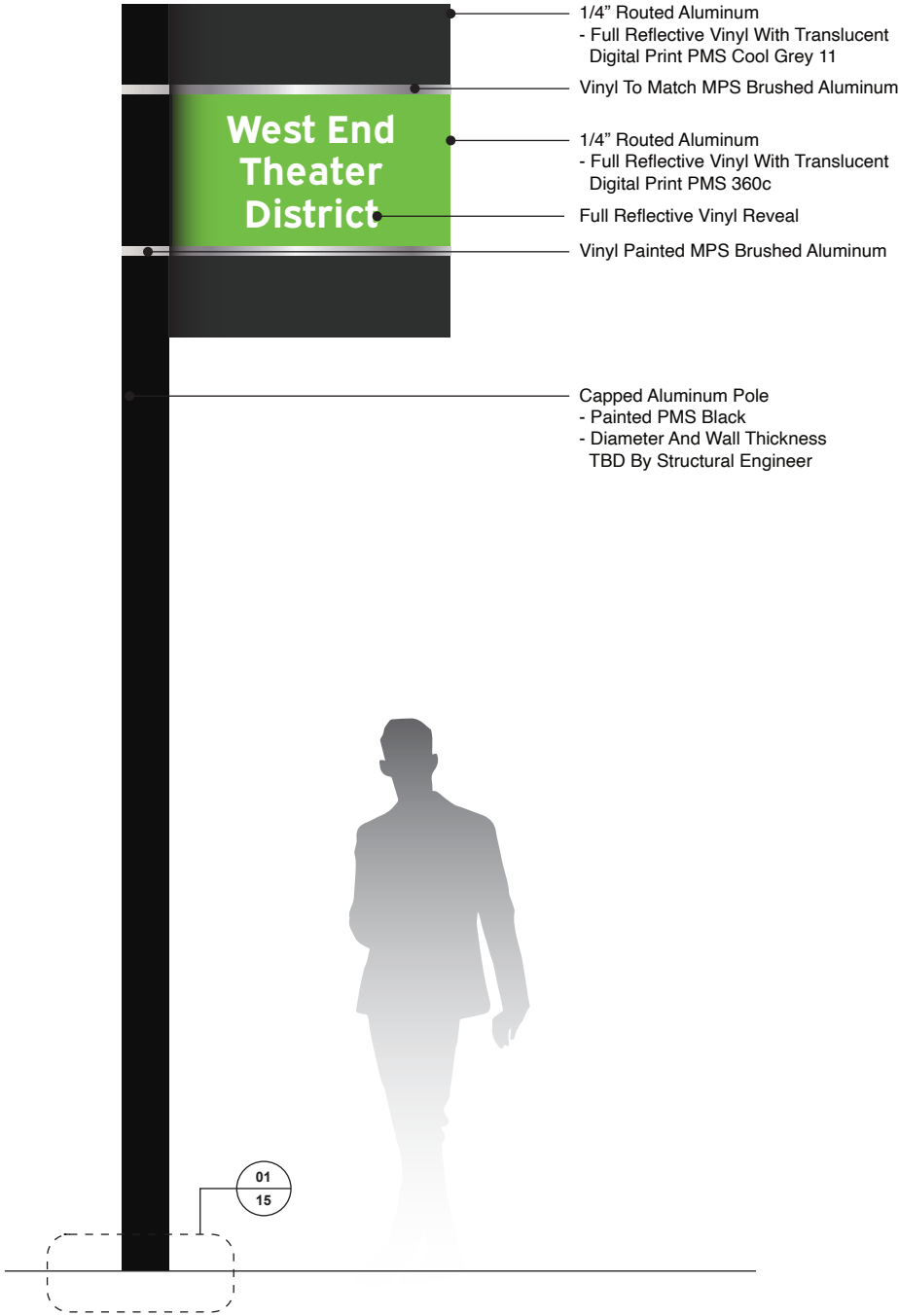
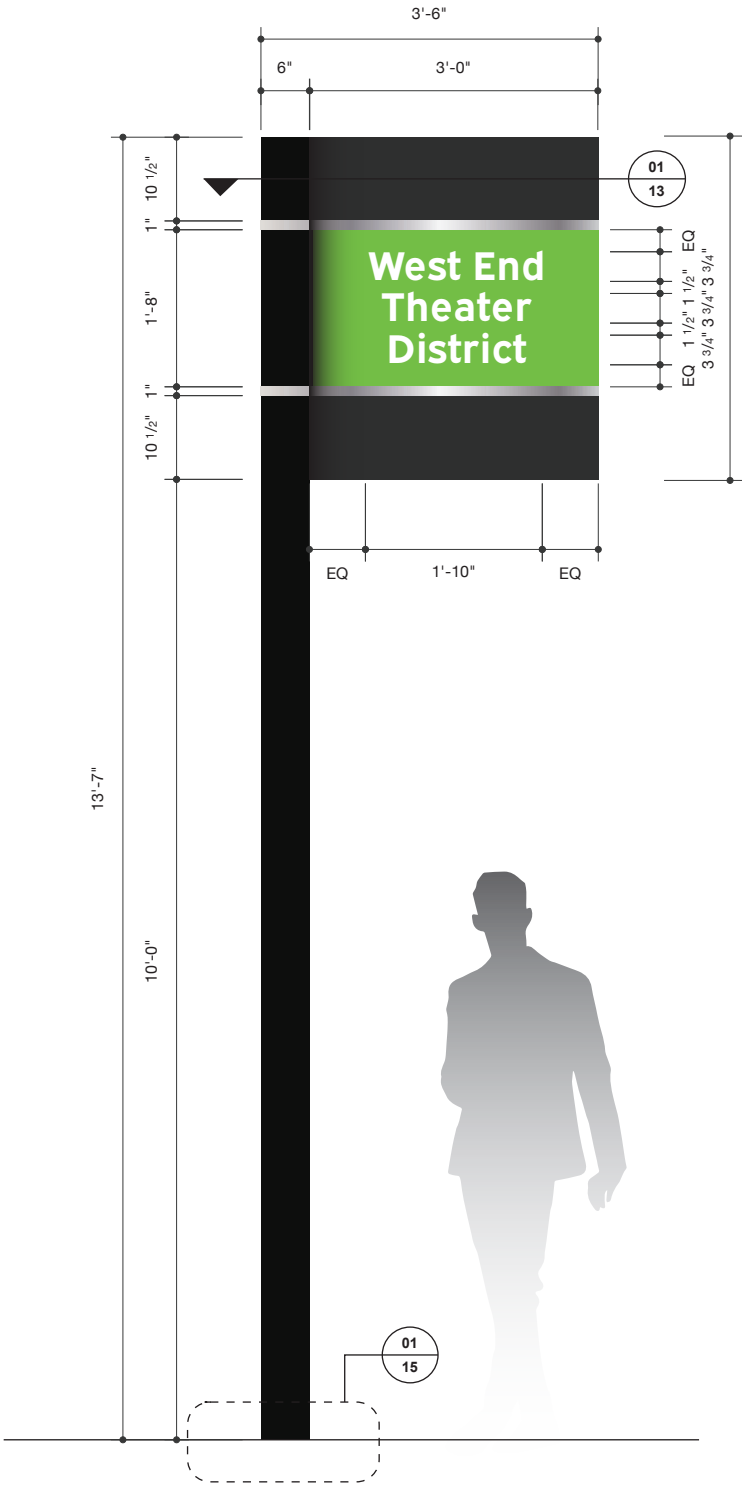
<div></div>	PMS 360	West End Theater District
<div></div>	PMS 2347	Arts District
<div></div>	PMS 1233	Government District
<div></div>	PMS 2171	Waterfront District
<div></div>	PMS 7-9	Center City

No part of this document may be reproduced or utilized in any form, without prior written authorization by Kerestes-Martin Associates, Inc. (DBA, KMA Design)

These drawings are meant for **DESIGN INTENT ONLY** and are not for construction. Contractor shall verify and be responsible for all dimensions and conditions of the job. Contractor shall be familiar with the site and conditions it presents. KMA must be notified of any variations from the dimensions and conditions shown on this drawing. Shop drawings and details must be submitted for approval prior to proceeding with fabrication. All copy shall be proofread by client and legal requirements checked by legal department.

Sheet:

16



01 07 - Primary District Identification
Elevation
Scale - 1/2" = 1' 0"

02 07 - Primary District Identification
Elevation / Materials
Scale - 1/2" = 1' 0"

03 07 - Primary District Identification - Alternative Layouts
Elevation
Scale - NTS

Project: City of Allentown
Wayfinding and Signage

Address: 435 Hamilton St. Allentown, PA, 18101

Project Number: 2112.01

Date: 03-31-2023

Project Manager: Barbara Martin

Issued for: Construction Documents

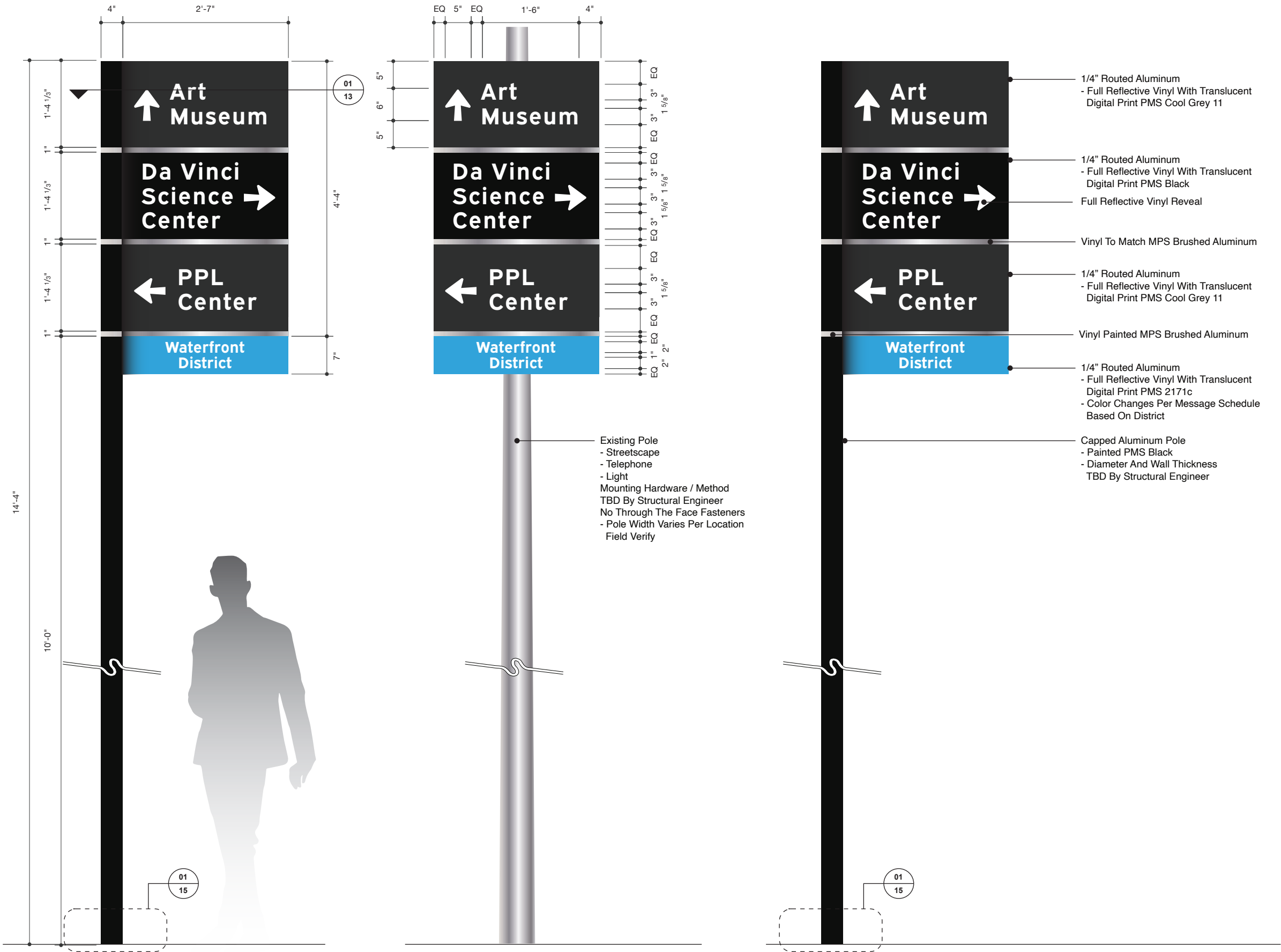
Note:
Districts Are Color Coded Refer To
Message Schedule For Layout

	PMS 360	West End Theater District
	PMS 2347	Arts District
	PMS 1233	Government District
	PMS 2171	Waterfront District
	PMS 7-9	Center City

No part of this document may be reproduced or utilized in any form, without prior written authorization by Kerestes-Martin Associates, Inc. (DBA, KMA Design)

These drawings are meant for **DESIGN INTENT ONLY** and are not for construction. Contractor shall verify and be responsible for all dimensions and conditions of the job. Contractor shall be familiar with the site and conditions it presents. KMA must be notified of any variations from the dimensions and conditions shown on this drawing. Shop drawings and details must be submitted for approval prior to proceeding with fabrication. All copy shall be proofread by client and legal requirements checked by legal department.

Sheet:



01 06 - Pedestrian Directional
Elevation
Scale - 3/4" = 1' 0"

02 06.2 - Pedestrian Directional - Panel Only
Elevation
Scale - 3/4" = 1' 0"

03 06 - Pedestrian Directional
Elevation / Materials
Scale - 3/4" = 1' 0"

Project:

City of Allentown
Wayfinding and Signage

Address:

435 Hamilton St. Allentown, PA, 18101

Project Number:

2112.01

Date:

03-31-2023

Project Manager:

Barbara Martin

Issued for:

Construction Documents

Note:
Districts Are Color Coded Refer To
Message Schedule For Layout

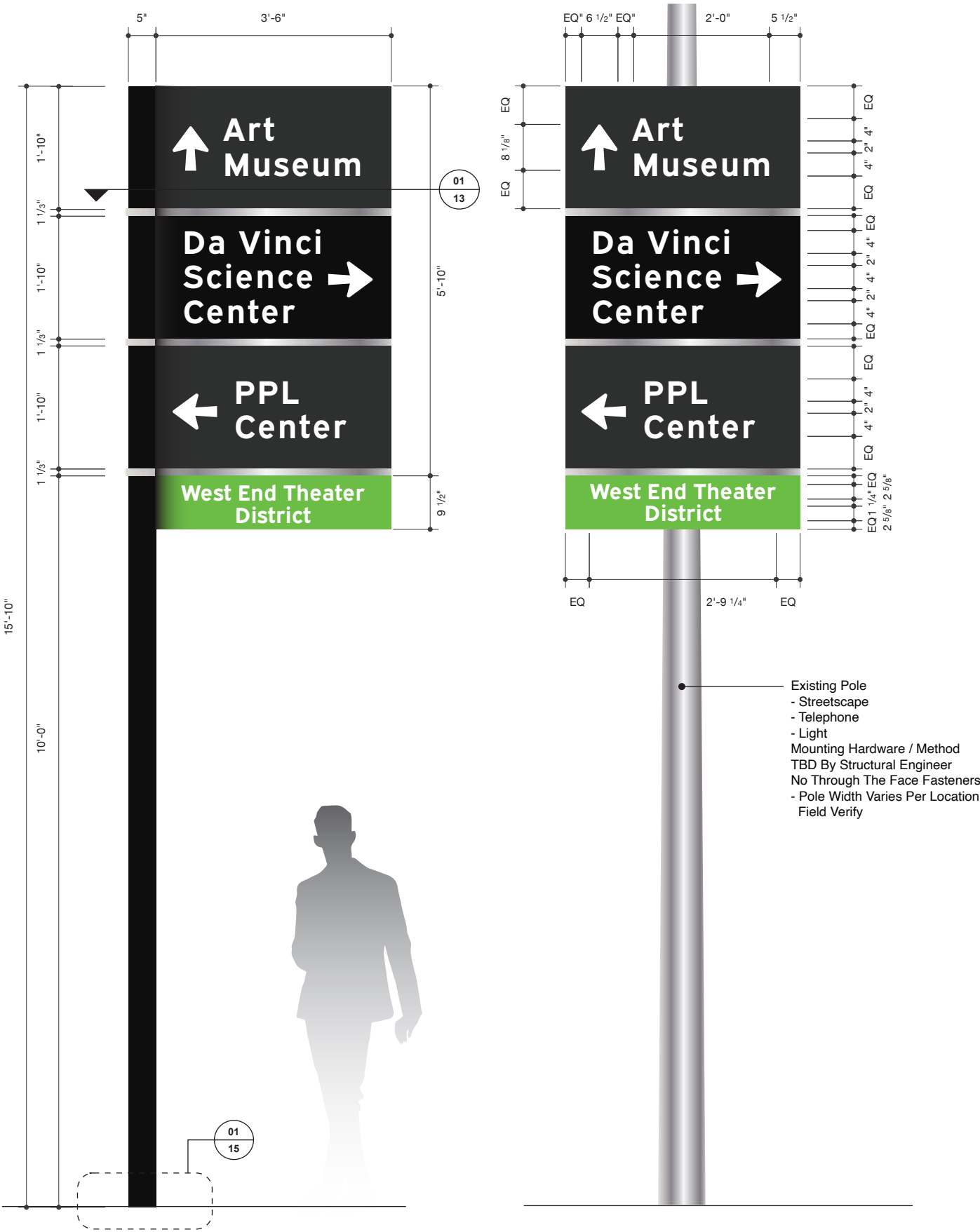
	PMS 360	West End Theater District
	PMS 2347	Arts District
	PMS 1233	Government District
	PMS 2171	Waterfront District
	PMS 7-9	Center City

No part of this document may be reproduced or utilized in any form, without prior written authorization by Kerestes-Martin Associates, Inc. (DBA, KMA Design)

These drawings are meant for **DESIGN INTENT ONLY** and are not for construction. Contractor shall verify and be responsible for all dimensions and conditions of the job. Contractor shall be familiar with the site and conditions it presents. KMA must be notified of any variations from the dimensions and conditions shown on this drawing. Shop drawings and details must be submitted for approval prior to proceeding with fabrication. All copy shall be proofread by client and legal requirements checked by legal department.

Sheet:

18



01

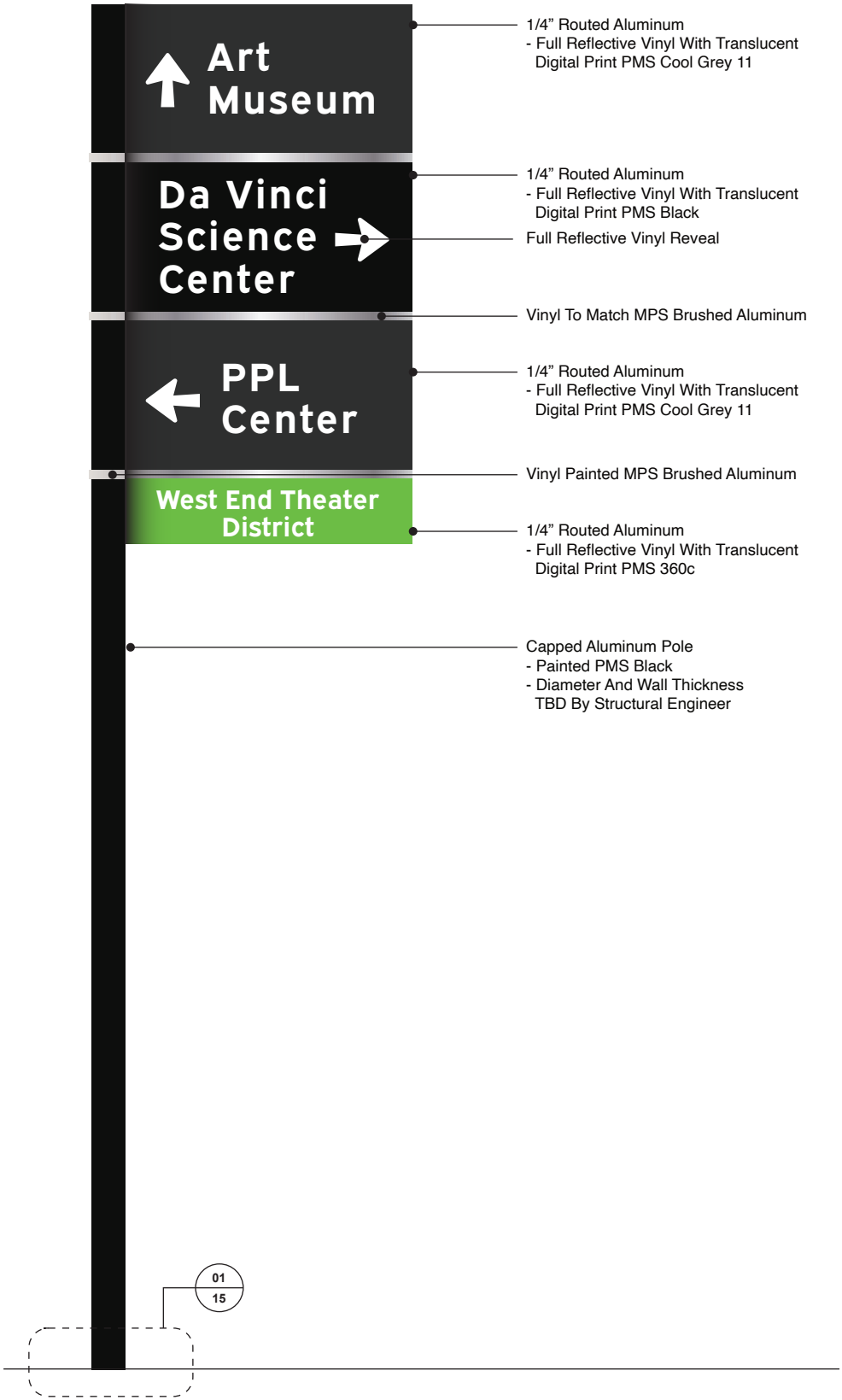
.05 - Vehicular Directional
Elevation

Scale - 1/2" = 1' 0"

02

.05.2 - Vehicular Directional
Elevation

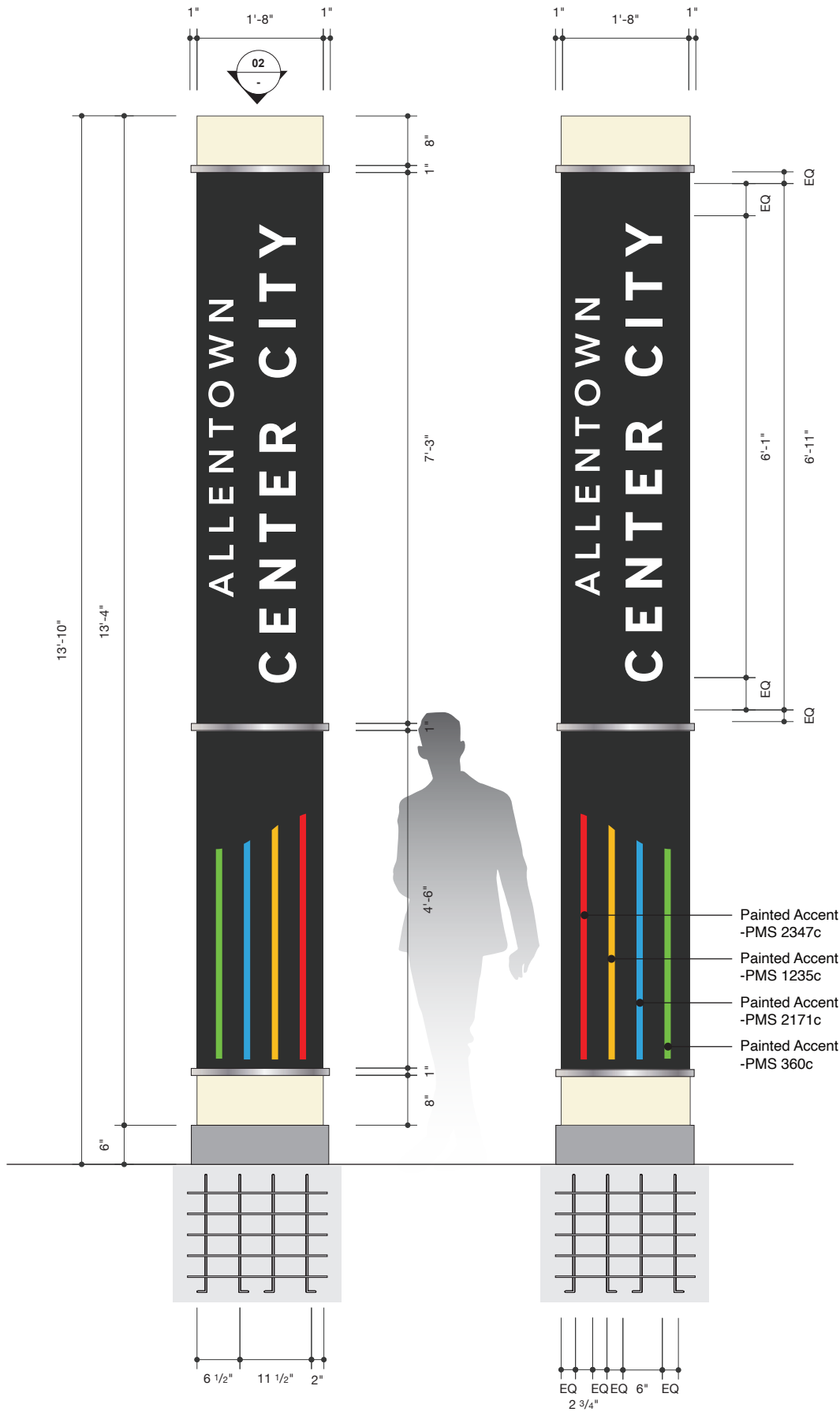
Scale - 1/2" = 1' 0"



03

.05 - Vehicular Directional
Elevation / Materials

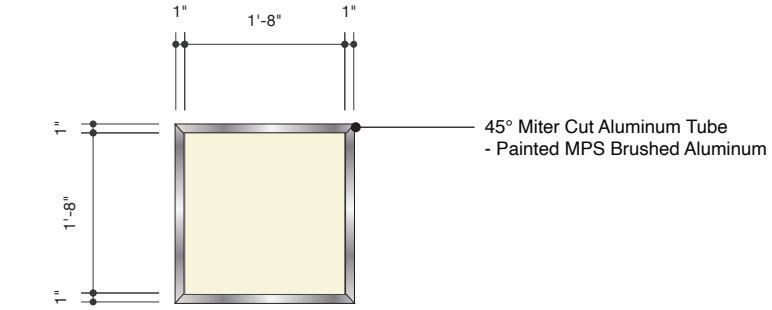
Scale - 1/2" = 1' 0"



01 04 - Center City Entrance
Elevation / End View

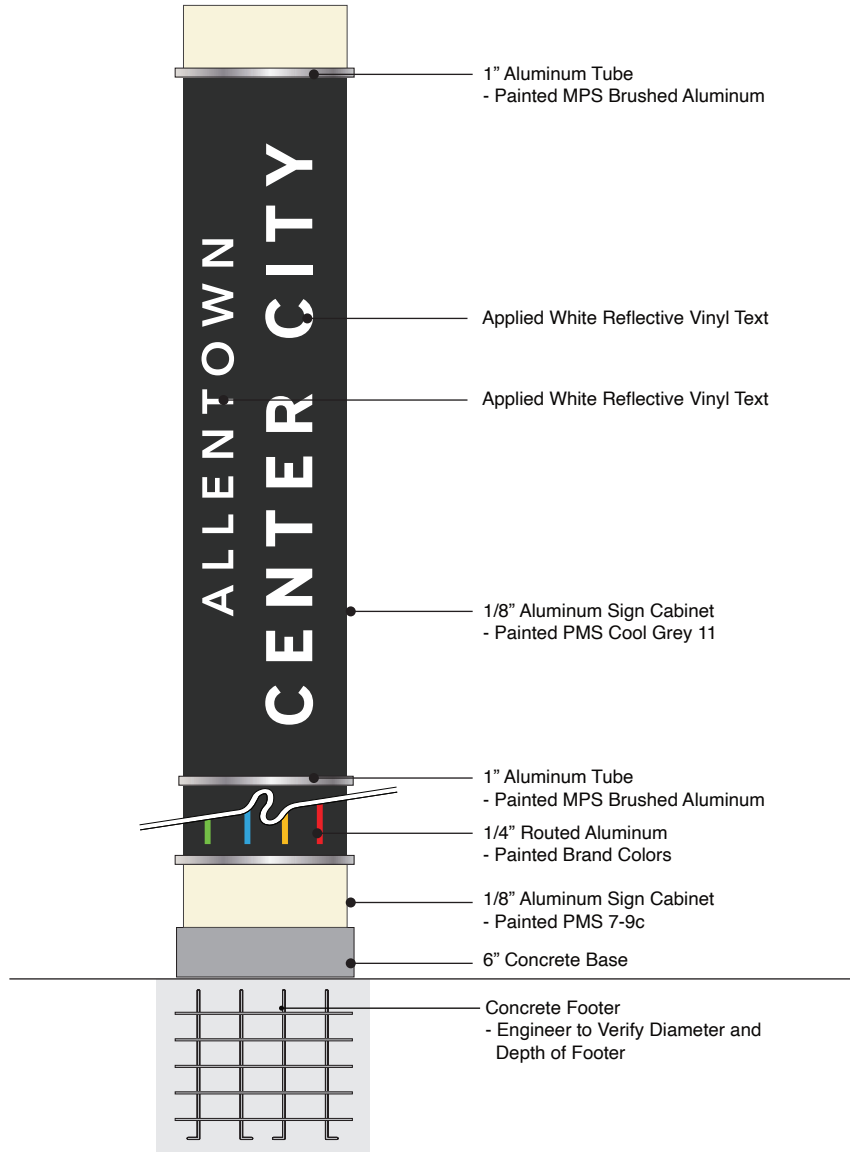


Scale - 1/2" = 1' 0"



02 04 - Center City Entrance
Plan View

Scale - 1/2" = 1' 0"








03 04 - Center City Entrance
Elevation / Materials

Scale - 1/2" = 1' 0"

Project:	City of Allentown Wayfinding and Signage
Address:	435 Hamilton St. Allentown, PA, 18101
Project Number:	2112.01
Date:	03-31-2023
Project Manager:	Barbara Martin
Issued for:	Construction Documents

Note:
Districts Are Color Coded Refer To
Message Schedule For Layout

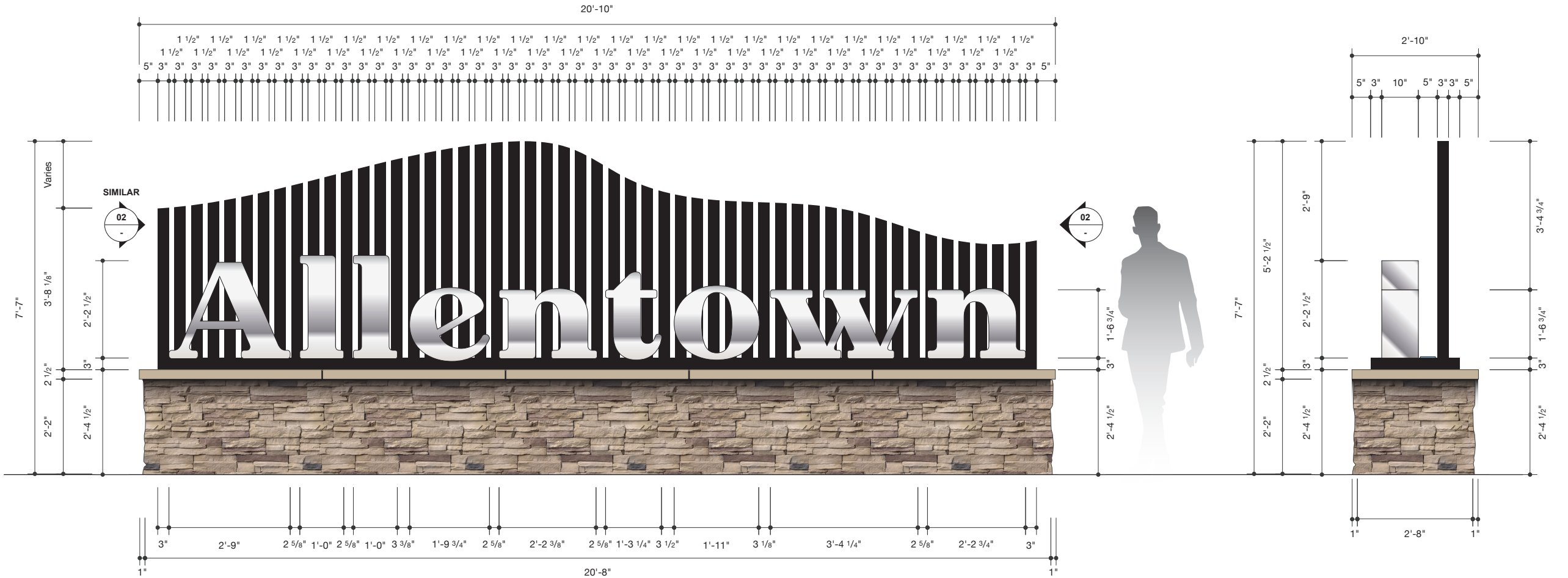
	PMS 360	West End Theater District
	PMS 2347	Arts District
	PMS 1233	Government District
	PMS 2171	Waterfront District
	PMS 7-9	Center City

No part of this document may be reproduced or utilized in any form, without prior written authorization by Kerestes-Martin Associates, Inc. (DBA, KMA Design)

These drawings are meant for **DESIGN INTENT ONLY** and are not for construction. Contractor shall verify and be responsible for all dimensions and conditions of the job. Contractor shall be familiar with the site and conditions it presents. KMA must be notified of any variations from the dimensions and conditions shown on this drawing. Shop drawings and details must be submitted for approval prior to proceeding with fabrication. All copy shall be proofread by client and legal requirements checked by legal department.


Sheet:

Project:	City of Allentown Wayfinding and Signage
Address:	435 Hamilton St. Allentown, PA, 18101
Project Number:	2112.01
Date:	03-31-2023
Project Manager:	Barbara Martin
Issued for:	Construction Documents



01 - Main Entrance Identification
Elevation

02 - Main Entrance Identification
End View




03 - Main Entrance Identification
Elevation / Materials

04 - Main Entrance Identification
End View / Materials

No part of this document may be reproduced or utilized in any form, without prior written authorization by Kerestes-Martin Associates, Inc. (DBA, KMA Design)

These drawings are meant for **DESIGN INTENT ONLY** and are not for construction. Contractor shall verify and be responsible for all dimensions and conditions of the job. Contractor shall be familiar with the site and conditions it presents. KMA must be notified of any variations from the dimensions and conditions shown on this drawing. Shop drawings and details must be submitted for approval prior to proceeding with fabrication. All copy shall be proofread by client and legal requirements checked by legal department.

Project:	City of Allentown Wayfinding and Signage
Address:	435 Hamilton St. Allentown, PA, 18101
Project Number:	2112.01
Date:	03-31-2023
Project Manager:	Barbara Martin
Issued for:	Construction Documents



01 02 - Secondary Entrance
Elevation

Scale - 1/2" = 1' 0"

02 02 - Secondary Entrance
End View

Scale - 1/2" = 1' 0"



03 02 - Secondary Entrance
Elevation / Materials

Scale - 1/2" = 1' 0"

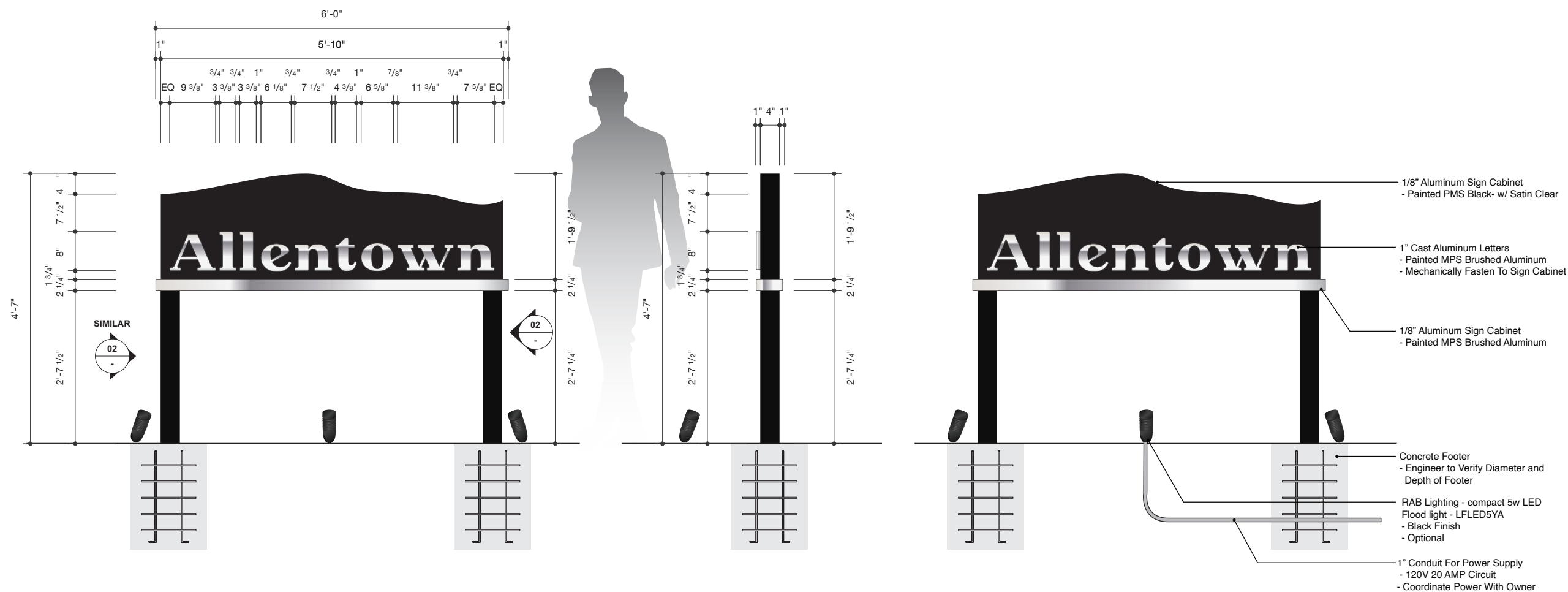
04 02 - Secondary Entrance
End View / Materials

Scale - 1/2" = 1' 0"

No part of this document may be reproduced or utilized in any form, without prior written authorization by Kerestes-Martin Associates, Inc. (DBA, KMA Design)

These drawings are meant for **DESIGN INTENT ONLY** and are not for construction. Contractor shall verify and be responsible for all dimensions and conditions of the job. Contractor shall be familiar with the site and conditions it presents. KMA must be notified of any variations from the dimensions and conditions shown on this drawing. Shop drawings and details must be submitted for approval prior to proceeding with fabrication. All copy shall be proofread by client and legal requirements checked by legal department.

Project:	City of Allentown Wayfinding and Signage
Address:	435 Hamilton St. Allentown, PA, 18101
Project Number:	2112.01
Date:	03-31-2023
Project Manager:	Barbara Martin
Issued for:	Construction Documents



01 03 - Tertiary Entrance
Elevation

Scale - 1/2" = 1' 0"

02 03 - Tertiary Entrance
End View

Scale - 1/2" = 1' 0"

03 03 - Tertiary Entrance
Elevation / Materials

Scale - 1/2" = 1' 0"

No part of this document may be reproduced or utilized in any form, without prior written authorization by Kerestes-Martin Associates, Inc. (DBA, KMA Design)

These drawings are meant for **DESIGN INTENT ONLY** and are not for construction. Contractor shall verify and be responsible for all dimensions and conditions of the job. Contractor shall be familiar with the site and conditions it presents. KMA must be notified of any variations from the dimensions and conditions shown on this drawing. Shop drawings and details must be submitted for approval prior to proceeding with fabrication. All copy shall be proofread by client and legal requirements checked by legal department.

Sheet:



KMA DESIGN

Innovative Design For Exceptional Spaces