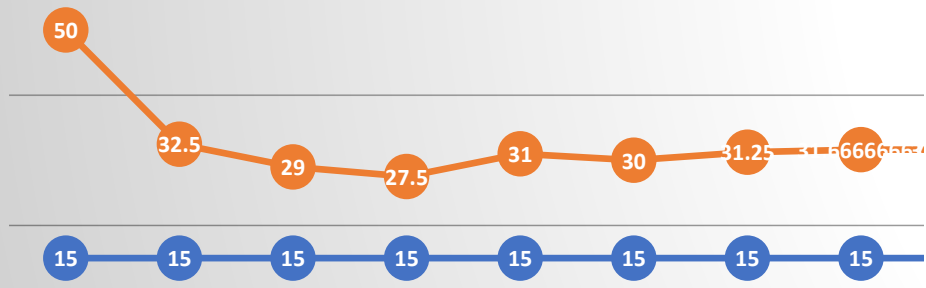


Violation #	VIOLATION DESCRIPTION
2A	No Parking in Front of Driveway
2C	No Parking This Street
2E	No Parking Anytime
2F	Loading Zone/No Stopping-Standing/No Drifting
2G	Too Close to Corner / Intersection
2H	RPP - Overtime Parking in a Posted RPP Zone
2I	Overtime Parking in a Posted Time Zone
2S	No Parking within Intersection
2T	No Parking Crosswalk
2U	No Parking within 15ft. Fire Station
2V	No Parking on A Sidewalk
2W	Parked Opposing the Flow of Traffic
2X	Too Far from Curb
2Z	Blocking Garage
3C	No Parking in a Fire Lane
Reg	No Current Reg./Inoperable
Insp	No Current Inspection
4C	No Parking Over 72hrs.
4D	Unattended Vehicle Parked on Private Property
4E	No Parking on a Posted Snow Emergency Route
4H	Unhitched Trailer
4I	Blocking Street / Lane
Handcap	No Parking Posted Handicap Area
5B	No Repair Work
Hydrant	No Parking within 15ft of a Fire Hydrant
5E	Prohibited Parking Oversize Vehicle
St Clean	No Parking Street Cleaning
OT Meter	Expired Meter
7C	Not Parked Within a Metered Space
7E	OT Limit on Meter
Dbi Park	Double Parking

Fine Amounts

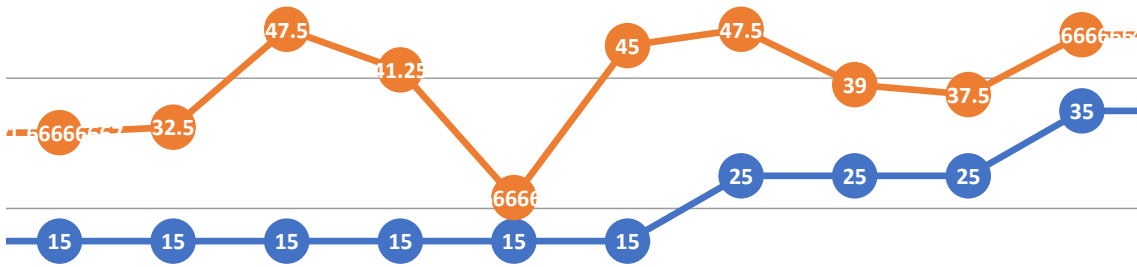


	2A	2C	2E	2F	2G	2H	2I	2S
Allentown	15	15	15	15	15	15	15	15
Regional Average	50	32.5	29	27.5	31	30	31.25	31.666667

AllentownReadingLancasterEaston

\$15	\$70	\$75	\$50
\$15	\$45		
\$15	\$45	\$20	\$25
\$15	\$45	\$20	
\$15	\$45	\$30	\$25
\$15	\$45	\$25	\$35
\$15	\$45	\$25	
\$15	\$45	\$30	
\$15	\$45	\$30	
\$15	\$45		
\$15	\$60	\$75	
\$15	\$100	\$20	
\$15		\$20	
\$15	\$45	\$75	\$50
\$25		\$75	
\$25	\$70	\$20	\$50
\$25	\$70		\$25
\$35	\$70	\$20	\$50
\$35	\$70		\$50
\$35	\$60	\$30	
\$35			
\$35	\$100	\$200	
\$50	\$205	\$200	\$100
\$50	\$90		
\$50	\$100	\$75	\$100
\$50		\$200	
\$20	\$45	\$25	\$25
\$10	\$45	\$20	\$25
\$10		\$20	\$25
\$25	\$45	\$20	\$25
\$100	\$100	\$75	\$35

Comparison of Common Violations



2T	2U	2V	2W	2X	2Z	3C	Reg	Insp	4C
15	15	15	15	15	15	25	25	25	35
31.666667	32.5	47.5	41.25	21.666667	45	47.5	39	37.5	46.666667

Common Violations

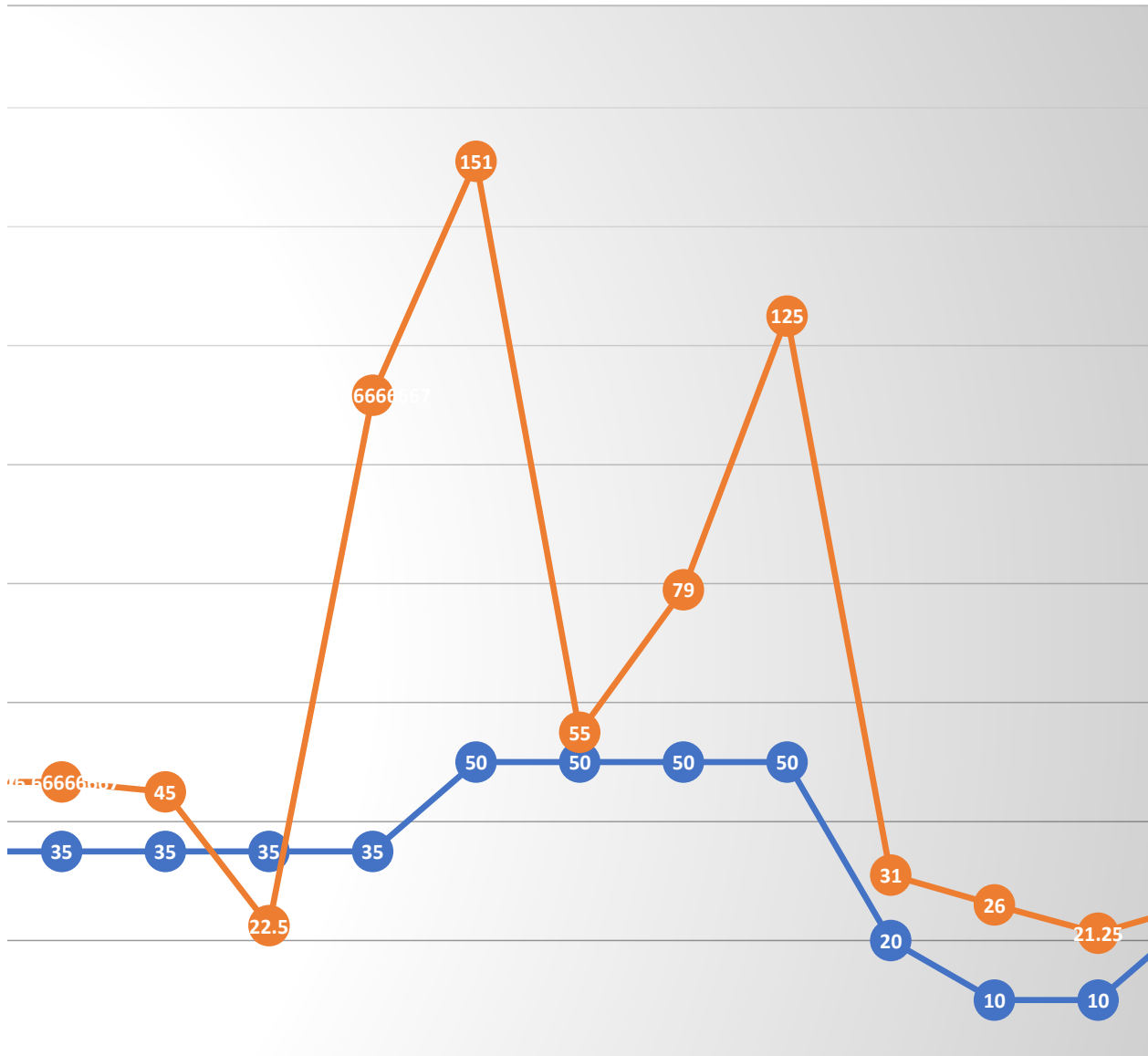
● Allentown
 ● Regional Average

Bethlehem

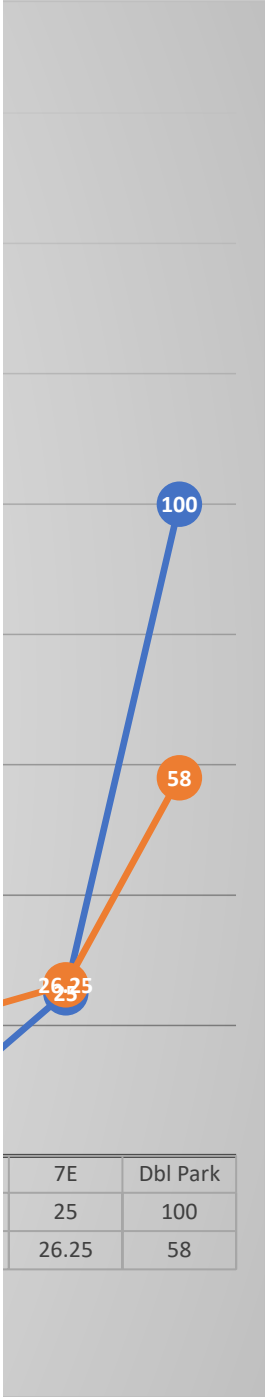
York

Avg/Fine Excluding A-
Town Net Difference (+/-)

\$20	\$35	\$50	(\$35)	
\$20		\$33	(\$18)	
\$20	\$35	\$29	(\$14)	
\$20	\$25	\$28	(\$13)	
\$20	\$35	\$31	(\$16)	
\$20	\$25	\$30	(\$15)	
\$20	\$35	\$31	(\$16)	
\$20		\$32	(\$17)	
\$20		\$32	(\$17)	
\$20		\$33	(\$18)	
\$20	\$35	\$48	(\$33)	
\$20	\$25	\$41	(\$26)	
\$20	\$25	\$22	(\$7)	
\$20	\$35	\$45	(\$30)	(\$19.46)
\$20		\$48	(\$23)	
\$20	\$35	\$39	(\$14)	
\$20	\$35	\$38	(\$13)	(\$16.33)
		\$47	(\$12)	
\$20		\$47	(\$12)	
\$20	\$25	\$45	(\$10)	
\$20	\$25	\$23	\$13	
	\$35	\$112	(\$77)	(\$19.50)
\$100	\$150	\$151	(\$101)	
\$20		\$55	(\$5)	
\$20	\$100	\$79	(\$29)	
\$50		\$125	(\$75)	(\$53)
\$20	\$40	\$31	(\$11)	
\$15	\$25	\$26	(\$16)	
\$15	\$25	\$21	(\$11)	
\$15		\$26	(\$1)	
\$20	\$60	\$58	\$42	



4D	4E	4H	4I	Handcap	5B	Hydrant	5E	St Clean	OT Meter	7C
35	35	35	35	50	50	50	50	20	10	10
46.66667	45	22.5	111.66667	151	55	79	125	31	26	21.25



7E	Dbl Park
25	100
26.25	58